



# ERIS CREDIT FUTURES ON ICE

2017



# OVERVIEW

- Simple, efficient, cash-settled futures
- Listed on ICE Futures U.S. and cleared at ICE Clear U.S.
- Initial 4 contracts will reference the most widely traded underlying OTC Markit indices:
  - CDX.NA.IG 5Y
  - CDX.NA.HY 5Y
  - iTraxx Europe Main 5Y
  - iTraxx Europe Crossover 5Y
- Replicates the economics of underlying CDS indices using the Eris Methodology™
- Operational Efficiency: Leverage existing futures infrastructure for execution, clearing and trade processing
- Margin Efficiency: Futures margin with offsets against other ICE Clear U.S. futures contracts where appropriate using current SPAN methodology
- IG and HY began trading April 27, 2015; iTraxx Main and Crossover targeted to begin trading in 2017

# BENEFITS

## New Market Participants

- Participants who cannot trade swaps (e.g. due to mandate restrictions or operational constraints)
- ETFs and futures-only funds (e.g. CTAs)

## New Trading Strategies

- For both traditional futures market participants and CDS participants
  - Vehicle to express macro credit views
  - Cross asset relative value (e.g. equity vs. credit)

## Margin Efficiency

- Lower margin requirements than the swap (1 day vs. 5 day)

## Operational Efficiency

- Fully supported by existing futures infrastructure for execution and operations
- Flexible block trading

## Regulation

- Operates in a structured, well known, CFTC futures regulatory environment

# HIGHLIGHTED CONTRACT SPECIFICATIONS

## Contract, Tick & Block Size

- \$100,000 / €100,000
- Tick size of 0.01 equivalent to \$10 / €10
- Minimum block size - 2 contracts

## Quoting Convention

- Index points - same as quotation convention for OTC HY index, or cash bonds
- E.g. 106.75

## Trading Convention

- Buy futures = Receive premium = Long Credit Risk (seller of protection)
- Sell futures = Pay premium = Short Credit Risk (buyer of protection)

## First Listing / Trading Date

- Same as underlying OTC contracts

## Last Trading / Maturity Date

- Same as underlying OTC contracts (approximately 5.25 years after first trading date)

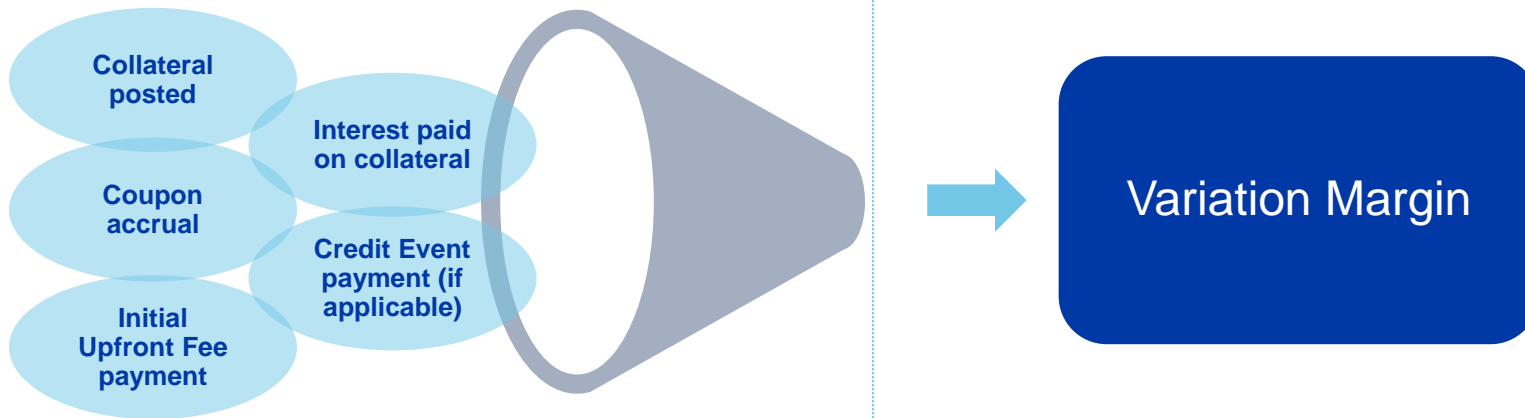
## Coupons & Coupon Payment Dates

- Replicate the underlying swap (e.g. 100 basis points annually for CDX IG and iTraxx Main contracts, 500 basis points annually for CDX HY and iTraxx Crossover)
- Quarterly payment dates of March 20, June 20, September 20 and December 20

# DESIGN

Eris Methodology™: Proprietary design replicates OTC Swap economics


## COLLATERALIZED CDS OTC CASH FLOWS



- Contracts are held until maturity as futures contracts (no physical delivery)
- Contracts are designed to replicate net cash flows associated with OTC CDS swaps including Price Alignment Interest (Eris PAI™) to account for interest paid on margin between OTC counterparties
- All cash flows are incorporated in the daily variation margin and accounted for in the daily settlement price
- OTC Swap curves and models can be used to value the Eris Credit Futures

# ECONOMICS

- Only the clean price is quoted on ICE Futures U.S.
- The accrued interest, index factor, B, and C components are calculated by ICE Futures U.S. and published daily<sup>1</sup>



- Clean price agreed upon by counterparties, plus accrued interest from most recent coupon date
- Clean price is only element that changes continuously throughout trading day
- Index factor is the sum of the weights of the non-defaulted<sup>2</sup> index constituents, and is used to convert the values into a mark-to-market value for the contract

- Cumulative value of all historical cash flows to trade date

- Synthetic interest on variation margin
- Accrues at overnight Fed Funds
- Utilizes Eris Methodology<sup>TM 3</sup>

**EXAMPLE:**  
HY Series 24 5Y  
14 April 2015

A clean price = 107.50  
A accrued interest = 25 days at 5% or 0.3472  
Index factor = 1.00  
B = 0 (no historical cash flows)  
C = 0.0004

**Futures Price = 107.8468**

<sup>1</sup> The B & C values will be posted in a report at the ICE Report Center: [www.theice.com/marketdata/reports](http://www.theice.com/marketdata/reports)

<sup>2</sup> Reference entity must have been subject to auction by prior COB

<sup>3</sup> See FAQ document on cash flow equivalence for more information and examples of price alignment interest calculations: [www.theice.com/publicdocs/FAQCash\\_Flow\\_Equivalence.pdf](http://www.theice.com/publicdocs/FAQCash_Flow_Equivalence.pdf)

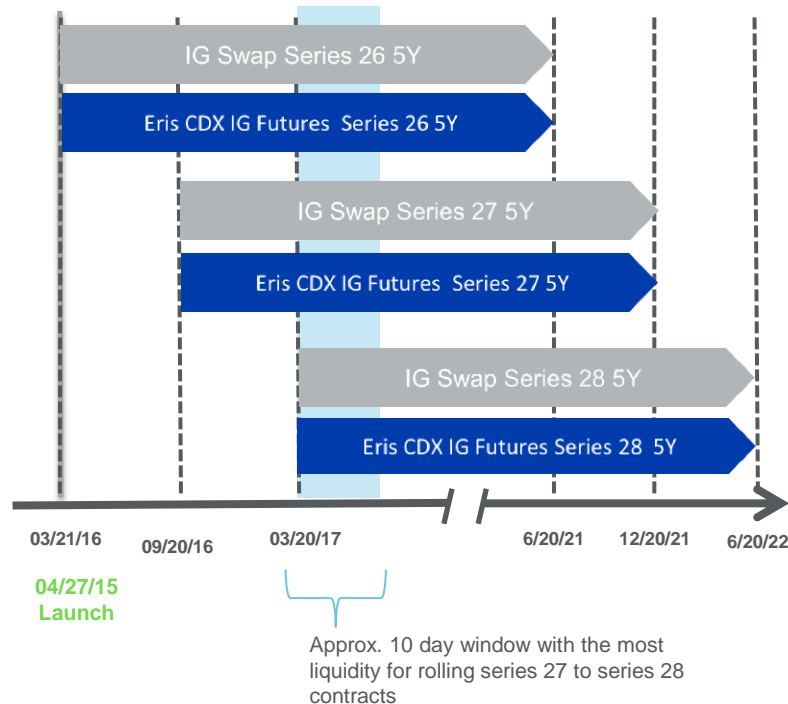
# ROLL MECHANICS

ICE will list new contracts on the First Trading Day a new underlying OTC index series becomes the 'on the run' series<sup>1</sup>

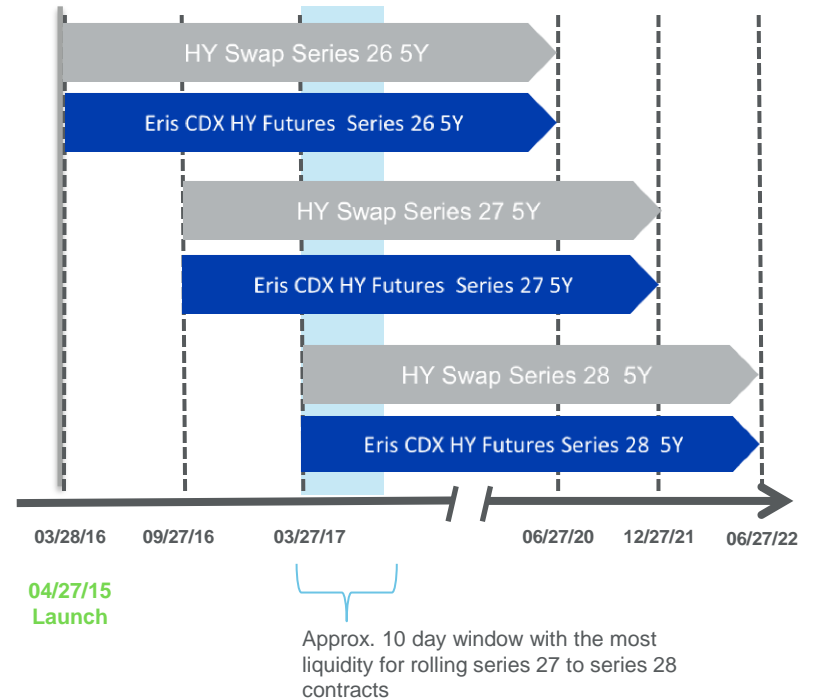
- CDX IG / iTraxx Europe / iTraxx Crossover: March 20 and September 20
- CDX HY: March 27 and September 27

There is no set roll period for the OTC indices. Typically, the majority of OTC indices will roll to the new series within 10 days of the First Trading Day. The expectation is the futures contracts will mimic the roll activity of the OTC indices

## IG FUTURES



## HY FUTURES



<sup>1</sup> Or next business day

# INITIAL MARGIN ESTIMATES<sup>1</sup>

## Outright Margins Per Contract<sup>2</sup>

Eris CDX IG	\$440
Eris CDX HY	\$1,430
Eris iTraxx Main	€300
Eris iTraxx Crossover	€1,450

Margin offsets with other ICE Clear U.S. futures contracts offered where appropriate using the current SPAN methodology

Initial outright margin estimates are significantly lower on the futures contracts vs. the OTC underlying swap

## Selected Spread Margins<sup>3</sup>

	Eris CDX IG	MSCI EAFE	Russell 1000	Russell 2000	Eris iTraxx Crossover
Eris CDX IG	-	\$3,650	\$4,320	\$7,020	\$300
Eris CDX HY	\$1,840	\$2,460	\$4,500	\$3,570	\$230
Eris iTraxx Main	\$240	-	-	-	€1,328

<sup>1</sup> Outright and Spread margins are as of April 25, 2016

<sup>2</sup> Hedge rates are shown. Initial Speculative margin rates are 110% higher. iTraxx margins are indicative and subject to change at launch

<sup>3</sup> Additional margin spreads can be found on slide 14



# EXECUTION

LISTED ON ICE FUTURES U.S. TRADING 16 HOURS A DAY: 2AM – 6PM ET

## Electronic Execution<sup>1</sup> Multiple Connectivity Options

1. 30 + Independent Software Vendors / Creditex RealTime / Clearing Member platforms

2. Exchange GUI

WebICE



3. FIX Connectivity to Open API



### On-board to Trade Electronically

- Client executes ICE Futures U.S. documentation
- Client contacts ICE User Administration ([iceuseradministration@theice.com](mailto:iceuseradministration@theice.com)) for trading credentials
- Clearing firm sets account credit limits

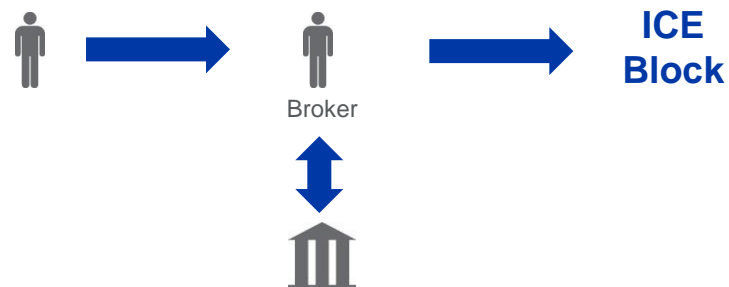
<sup>1</sup> ICE fees are inclusive of execution and clearing: \$0.50 per contract for screen trades per side and \$1.00 per contract per side for block trades.

## Off Exchange Execution Common Voice Scenarios

1. Execute with Bank Dealer Desk



2. Execute with Futures Broker

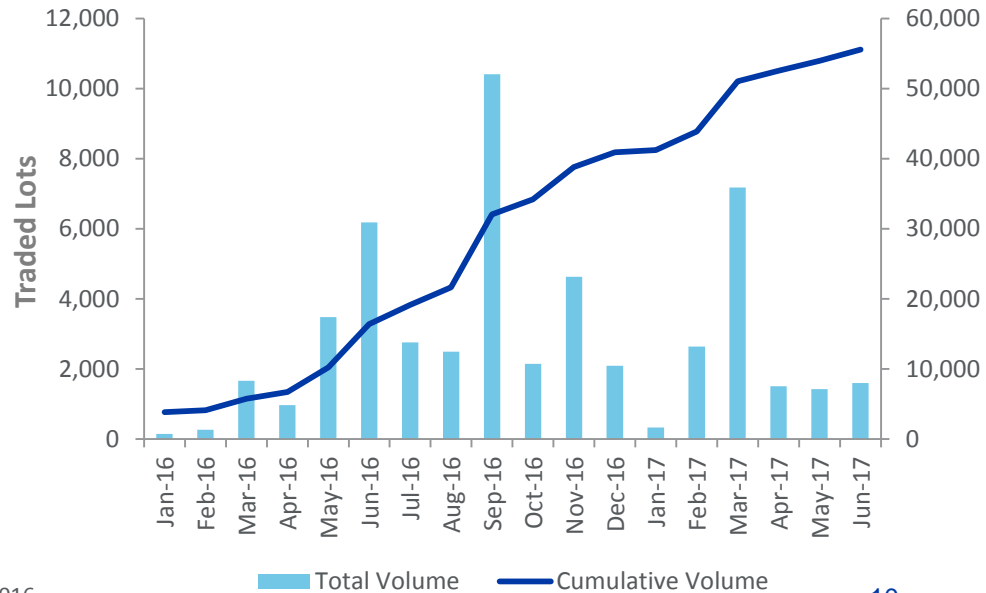
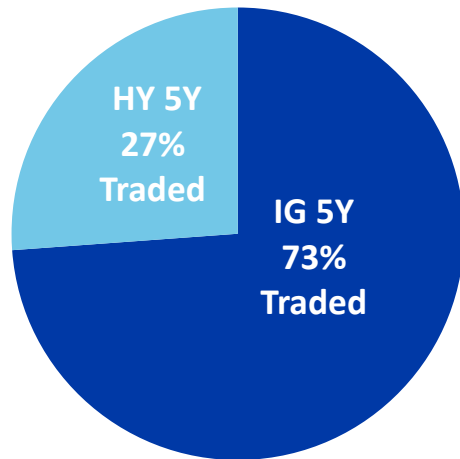
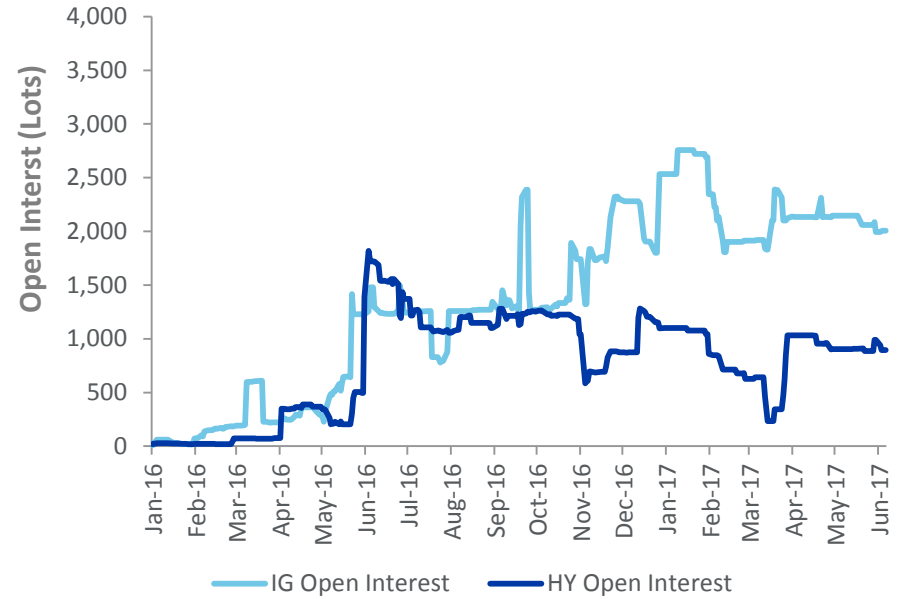
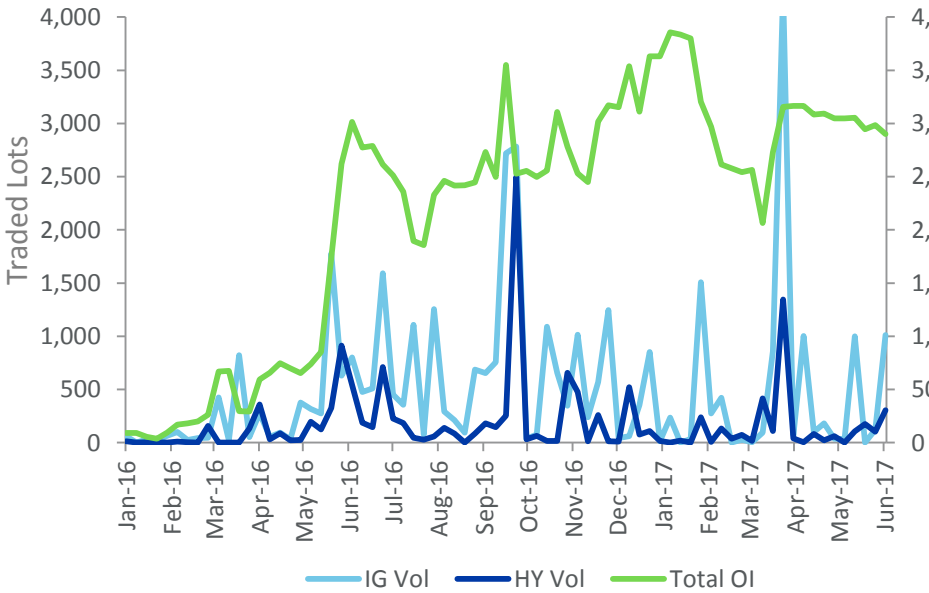


### On-board to Trade Blocks

(min. size of 2 contracts for all Eris credit futures contracts)

- Clearing Firm creates clearing Accounts for brokered / block transactions
- Clearing firm sets account credit limits for ICE Block

# ERIS CREDIT INDEX FUTURES TRADING PERFORMANCE



## NEXT STEPS FOR CLIENTS

# CLIENT READINESS CHECKLIST

✓	Contact your vendor, liquidity providers and ICE Clear U.S. clearing members expressing your interest in trading the Eris Credit Futures: <a href="http://www.theice.com/clear-us/membership">www.theice.com/clear-us/membership</a>
✓	Ensure you have market access to trade the Eris Credit Futures: <ul style="list-style-type: none"><li>- ISV such as Trading Technologies or Creditex RealTime</li><li>- WebICE</li><li>- Clearing Member execution platform</li></ul>
✓	Contact ICE sales team to: <ul style="list-style-type: none"><li>- Review onboarding process</li><li>- Obtain contacts for vendors, liquidity providers and clearing members</li><li>- Ask any outstanding questions</li></ul>

# CONTACT FOR MORE INFORMATION

## Email

[eris@theice.com](mailto:eris@theice.com)

## Phone

North America: + 1 212 323 6020

Europe: + 44 (0)20 7429 4500

## ICE Help Desk

[icehelpdesk@theice.com](mailto:icehelpdesk@theice.com)

+ 1 770 738 2101

## Web

[www.theice.com/eris-futures](http://www.theice.com/eris-futures)

- Detailed product specifications
- White papers on cash equivalence and other topics
- B & C values

## MARKET DATA

- ICE Futures U.S. customers, currently receiving real-time data, will be able to add access to view Eris Credit Futures for no additional cost. This market is included in the monthly market data exchange fee for ICE Futures US markets.
- New customers, or ICE Futures U.S. customers that do not currently receive real-time data, will be able to access the real-time Eris Credit Futures price data for free until the end of 2017, without a subscription to ICE Futures U.S. data. After that time, all ICE Futures U.S. customers should contact their market data provider for more information.

VENDOR CODES				
	ICE	BBG	Trading Technologies (TT)	CQG
Eris CDX.NA. IG 5 year	IG5	CWIA Index	5YR NA IG	F.US.I5 F.US.I5S (Settlement price)
Eris CDX.NA. HY 5 year	HY5	CWYA Index	5YR NA HY	F.US.I5 F.US.I5S (Settlement price)
Eris iTraxx EUR Main 5 year	MA5	TBD	5YR iTX Main	TBD
Eris iTraxx EUR Crossover 5 year	XO5	TBD	5YR iTX XOVER	TBD

A comprehensive list of codes can be found at: [www.theice.com/products/All-Product-Codes](http://www.theice.com/products/All-Product-Codes)

When searching for the contracts on TT, select the 'Contains' or 'Starts with' option from the drop down and then enter “**5Y**” in the adjacent search box for both IG and HY contracts.

# INDEPENDENT SOFTWARE VENDORS

PROVIDING MULTIPLE CONNECTIVITY POINTS TO ICE FUTURES U.S

Independent Service Vendors (ISVs) offer participants numerous front-end choices in connecting to ICE Futures markets

ICE encourages clients to reach out to their vendors to confirm their support of Eris Credit Futures

Contact information for each vendor can be found at:  
[www.theice.com/connectivity/isv](http://www.theice.com/connectivity/isv)

INDEPENDENT SOFTWARE CODES				
Actant	Bloomberg Tradebook	CommunnyTek	CQG	Creditex RealTime
CTS	FFastFill	Fidessa	ICE Chat	Interactive Brokers
ION Trading	Object Trading	OptionsCity Software	ORC Software	PatSystems
ProOpticus	Rithmic	RTS Realtime Systems	Stellar	SunGard
TBricks	Thinkorswim	TradeStation	TransAct	Trading Technologies (TT)

# INITIAL MARGIN SPREADS

Leg 1	Leg 2	ICE Symbol	Ratio	Action	Savings	Hedge IM <sup>1</sup>
Eris CDX.NA.HY Future (HY5)	Eris CDX.NA. IG Future	IG5	1 to 5	long-short	60%	\$1400
	mini MSCI All Country World Index Future	MAW	2 to 1	long-short	75%	\$1525
	mini MSCI USA Value Index Future	MCU	2 to 1	long-short	75%	\$1763
	mini MSCI EAFE Index Future	MFS	2 to 1	long-short	70%	\$1965
	mini MSCI ACWI NTR Index Future	MMW	1 to 1	long-short	75%	\$700
	mini MSCI USA Growth Index Future	MRG	3 to 1	long-short	75%	\$2800
	mini MSCI USA Index Future	MUN	2 to 1	long-short	75%	\$1700
	mini MSCI World Index Future	MWL	2 to 1	long-short	75%	\$1638
	Russell 1000 Index Mini Futures	RF	2 to 1	long-short	50%	\$3600
	Russell 1000 Growth Index Mini Futures	RG	2 to 1	long-short	75%	\$1713
	Russell 1000 Value Index Mini Futures	RV	2 to 1	long-short	75%	\$1725
	Russell 2000 Index Mini Futures	TF	3 to 1	long-short	65%	\$3465
Eris CDX.NA.IG Future (IG5)	mini MSCI All Country World Index Future	MAW	9 to 1	long-short	75%	\$1675
	mini MSCI USA Value Index Future	MCU	11 to 1	long-short	70%	\$2535
	mini MSCI EAFE Index Future	MFS	11 to 1	long-short	70%	\$2385
	mini MSCI ACWI NTR Index Future	MMW	4 to 1	long-short	75%	\$725
	mini MSCI USA Growth Index Future	MRG	18 to 1	long-short	70%	\$4170
	mini MSCI USA Index Future	MUN	10 to 1	long-short	70%	\$2340
	mini MSCI World Index Future	MWL	8 to 1	long-short	75%	\$1688
	Russell 1000 Index Mini Futures	RF	11 to 1	long-short	70%	\$2580
	Russell 1000 Growth Index Mini Futures	RG	9 to 1	long-short	70%	\$2235
	Russell 1000 Value Index Mini Futures	RV	9 to 1	long-short	70%	\$2250
	Russell 2000 Index Mini Futures	TF	17 to 1	long-short	55%	\$5490

<sup>1</sup> Hedge rates are shown. Initial Speculative margin rates are 110% higher.

# CREDIT EVENT PROCESSING

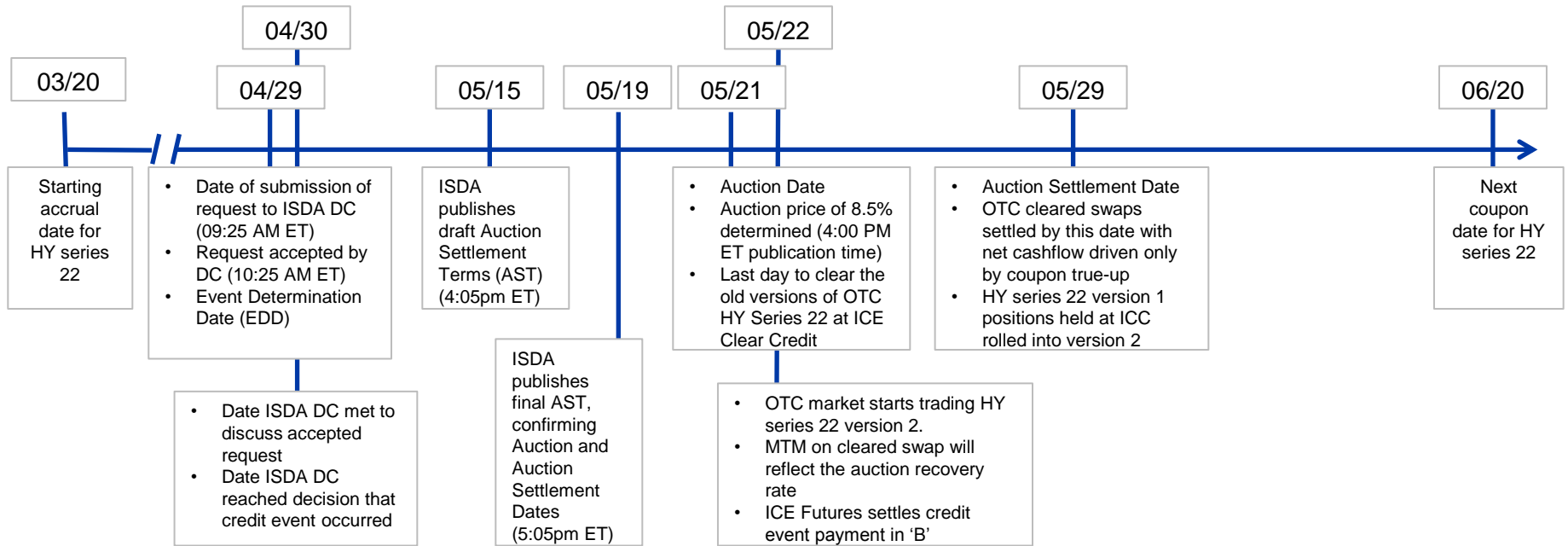
## ICE Futures U.S. will follow the market standard practices for OTC swap settlement of credit events

- Credit event determinations for futures contracts will be based upon the same ISDA Determinations Committee decisions as for OTC swaps.
- Futures contracts will settle credit events at the same recovery rate as OTC swaps, and with the same accrued interest rate refunds.
- Futures credit event auction settlement date will be T+1 from credit event auction date
  - This matches the daily Mark-to-Market Margin cash flow of the cleared swap (which has no cash flow on auction settlement date<sup>1</sup>).
  - This allows the Futures contract to start following version 2 of the swap, which starts trading on T+1 (version 1 is not tradable after auction date)
- Credit events that settle after the expiry of the futures contract will be managed similar to OTC contracts.
- Futures contracts will be kept open until the ISDA Determinations committee result has been reached.
  - If no credit event occurred, then contracts will expire on the same day as the determination is made (subject to determination being made prior to 5pm ET).
  - If a credit event has occurred, then contracts will expire the day after the credit event auction has taken place.

<sup>1</sup> Except for coupon true-up at event settlement which will be incorporated in the future's price on T+1 at present value



# CREDIT EVENT SETTLEMENT: CDX.NA.HY S22 EXAMPLE<sup>1</sup>



TIME PERIOD	ERIS CDX HY FUTURES PRICING METHODOLOGY
03/20 to 04/29	Price as 100 name index
04/30 to 05/21	Price as 100 name index constituted of a 99 name index plus, for the name that is defaulting, the present value of expected default payment, minus accrued interest from accrual start date to EDD
05/22 onwards	Index Factor drops to 0.99 from 1.00. Price as 99 name index

<sup>1</sup> Simulation based on publically available information related to an actual credit event auction.

# ERIS CDX IG CREDIT FUTURE

## CONTRACT SPECIFICATIONS

Spec.	Description	OTC
Contract structure	Cash -settled futures contract with \$100,000 notional principal whose value reflects the value of a basket of credit default protection on the entities in the index as published by Markit.	
Underlying CDS Index	5Y Markit CDX North American Investment Grade Index (CDX.NA.IG)	✓
Contract Symbol	IG5	
Contract Size	1 contract = 1 Lot = \$100,000 face	
Tick Size	0.01 index points equal to \$10 per contract	
Fixed Amount	100 basis points (bps) annually	✓
Quoting Convention	Index points - same as quotation convention for HY index, or cash bonds <sup>1</sup>	
Trading Conventions	Buy = Receive Premium = Long Credit Risk Sell = Pay premium = Short Credit Risk	
First Trading Dates	March and September 20; subject to Business Day conventions	✓
Fixed Payment Dates	Mar 20, June 20, Sept 20, and Dec 20 of each calendar year	✓
Last Trading / Maturity Dates	June 20 and Dec 20; subject to Business Day conventions	✓
First Accrual Dates	The first date from which the Fixed Amount accrues; March and Sept 20; subject to Business Day conventions. Quarterly Fixed Amounts accrue through the Calendar Day prior to the Fixed Payment Date.	✓

Spec.	Description	OTC
Credit Event Dates	As determined and announced by ISDA for OTC CDS.	✓
Credit Event Payments	The recovery amount for the defaulting entity is set at Auction Date.	✓
Futures Price	Futures Price = $A_t + B_t - C_t$	
Min. Price Fluctuation	0.0001 index points equal to \$0.1 per contract	
Daily Settlement	Daily Settlement Price at time $t = A_t + B_t - C_t$	
Settlement Price Quotation	0.0001 index points equal to \$0.1 per contract	
Final Settlement	Final Settlement Price = $100 + B_{final} - C_{final}$	
Index Publication Date	After 5 pm EST on the Business Day preceding the First Trading Date	✓
Block Trade Minimum	2 contracts	
Exchange of Derivatives for Related Positions (EFRPs)	Eris CDX IG futures are allowed to be traded as privately negotiated, off-exchange EFRPs and reported to ICE Futures U.S. (IFUS). EFRPs must be executed and reported pursuant to IFUS Rule 4.06 in the IFUS Exchange Rulebook.	
Position Limit	50,000 contracts in any one month, or all months combined	

<sup>1</sup> OTC CDX.NA.IG & iTraxx Europe Main & Crossover swaps are quoted in spread, not clean price

<sup>2</sup> For more information on  $A_t$ ,  $B_t$  and  $C_t$  calculations please slide 6. Full specification documents can be found at [www.theice.com/eris-futures](http://www.theice.com/eris-futures)

# ERIS CDX HY CREDIT FUTURE

## CONTRACT SPECIFICATIONS

Spec.	Description	OTC
Contract structure	Cash -settled futures contract with \$100,000 notional principal whose value reflects the value of a basket of credit default protection on the entities in the index as published by Markit.	
Underlying CDS Index	5Y Markit CDX North American High Yield Index (CDX.NA.HY)	✓
Contract Symbol	HY5	
Contract Size	1 contract = 1 Lot = \$100,000 face	
Tick Size	0.01 index points equal to \$10 per contract	
Fixed Amount	500 basis points (bps) annually	✓
Quoting Convention	Index points - same as quotation convention for HY index, or cash bonds <sup>1</sup>	
Trading Conventions	Buy = Receive Premium = Long Credit Risk Sell = Pay premium = Short Credit Risk	
First Trading Dates	March and September 27; subject to Business Day conventions	✓
Fixed Payment Dates	Mar 20, June 20, Sept 20, and Dec 20 of each calendar year	✓
Last Trading / Maturity Dates	June 20 and Dec 20; subject to Business Day conventions	✓
First Accrual Dates	The first date from which the Fixed Amount accrues; March and Sept 20; subject to Business Day conventions. Quarterly Fixed Amounts accrue through the Calendar Day prior to the Fixed Payment Date.	✓

Spec.	Description	OTC
Credit Event Dates	As determined and announced by ISDA for OTC CDS.	✓
Credit Event Payments	The recovery amount for the defaulting entity is set at Auction Date.	✓
Futures Price	Futures Price = $A_t + B_t - C_t$	
Min. Price Fluctuation	0.0001 index points equal to \$0.1 per contract	
Daily Settlement	Daily Settlement Price at time $t = A_t + B_t - C_t$	
Settlement Price Quotation	0.0001 index points equal to \$0.1 per contract	
Final Settlement	Final Settlement Price = $100 + B_{\text{final}} - C_{\text{final}}$	
Index Publication Date	After 5 pm EST on the Business Day preceding the First Trading Date	✓
Block Trade Minimum	2 contracts	
Exchange of Derivatives for Related Positions (EFRPs)	Eris CDX HY futures are allowed to be traded as privately negotiated, off-exchange EFRPs and reported to ICE Futures U.S. (IFUS). EFRPs must be executed and reported pursuant to IFUS Rule 4.06 in the IFUS Exchange Rulebook.	
Position Limit	10,000 contracts in any one month, or all months combined	

1 OTC CDX.NA.IG & iTraxx Europe Main & Crossover swaps are quoted in spread, not clean price

2 For more information on At, Bt and Ct calculations please slide 6. Full specification documents can be found at [www.theice.com/eris-futures](http://www.theice.com/eris-futures)

# ERIS ITRAXX MAIN CREDIT FUTURE

## CONTRACT SPECIFICATIONS

Spec.	Description	OTC
Contract structure	Cash -settled futures contract with €100,000 notional principal whose value reflects the value of a basket of credit default protection on the entities in the index as published by Markit.	
Underlying CDS Index	5Y Markit iTraxx Europe Main Index	✓
Contract Symbol	MA5	
Contract Size	1 contract = 1 Lot = €100,000 face	
Tick Size	0.01 index points equal to €10 per contract	
Fixed Amount	100 basis points (bps) annually	✓
Quoting Convention	Index points - same as quotation convention for HY index, or cash bonds <sup>1</sup>	
Trading Conventions	Buy = Receive Premium = Long Credit Risk Sell = Pay premium = Short Credit Risk	
First Trading Dates	March and September 20; subject to Business Day conventions	✓
Fixed Payment Dates	Mar 20, June 20, Sept 20, and Dec 20 of each calendar year	✓
Last Trading / Maturity Dates	June 20 and Dec 20; subject to Business Day conventions	✓
First Accrual Dates	The first date from which the Fixed Amount accrues; March and Sept 20; subject to Business Day conventions. Quarterly Fixed Amounts accrue through the Calendar Day prior to the Fixed Payment Date.	✓

Spec.	Description	OTC
Credit Event Dates	As determined and announced by ISDA for OTC CDS.	✓
Credit Event Payments	The recovery amount for the defaulting entity is set at Auction Date.	
Futures Price	Futures Price = $A_t + B_t - C_t$	
Min. Price Fluctuation	0.0001 index points equal to €0.1 per contract	
Daily Settlement	Daily Settlement Price at time $t = A_t + B_t - C_t$	
Settlement Price Quotation	0.0001 index points equal to €0.1 per contract	
Final Settlement	Final Settlement Price = $100 + B_{final} - C_{final}$	
Index Publication Date	After 5 pm GMT on the Business Day preceding the First Trading Date	✓
Block Trade Minimum	2 contracts	
Exchange of Derivatives for Related Positions (EFRPs)	Eris iTraxx Main futures are allowed to be traded as privately negotiated, off-exchange EFRPs and reported to ICE Futures U.S. (IFUS). EFRPs must be executed and reported pursuant to IFUS Rule 4.06 in the IFUS Exchange Rulebook.	
Position Limit	50,000 contracts in any one month, or all months combined	

<sup>1</sup> OTC CDX.NA.IG & iTraxx Europe Main & Crossover swaps are quoted in spread, not clean price

<sup>2</sup> For more information on At, Bt and Ct calculations please slide 6. Full specification documents can be found at [www.theice.com/eris-futures](http://www.theice.com/eris-futures)

# ERIS ITRAXX CROSSOVER CREDIT FUTURE

## CONTRACT SPECIFICATIONS

Spec.	Description	OTC
Contract structure	Cash -settled futures contract with €100,000 notional principal whose value reflects the value of a basket of credit default protection on the entities in the index as published by Markit.	
Underlying CDS Index	5Y Markit iTraxx Crossover Index	✓
Contract Symbol	XO5	
Contract Size	1 contract = 1 Lot = €100,000 face	
Tick Size	0.01 index points equal to €10 per contract	
Fixed Amount	500 basis points (bps) annually	✓
Quoting Convention	Index points - same as quotation convention for HY index, or cash bonds <sup>1</sup>	
Trading Conventions	Buy = Receive Premium = Long Credit Risk Sell = Pay premium = Short Credit Risk	
First Trading Dates	March and September 20; subject to Business Day conventions	✓
Fixed Payment Dates	Mar 20, June 20, Sept 20, and Dec 20 of each calendar year	✓
Last Trading / Maturity Dates	June 20 and Dec 20; subject to Business Day conventions	✓
First Accrual Dates	The first date from which the Fixed Amount accrues; March and Sept 20; subject to Business Day conventions. Quarterly Fixed Amounts accrue through the Calendar Day prior to the Fixed Payment Date.	✓

Spec.	Description	OTC
Credit Event Dates	As determined and announced by ISDA for OTC CDS.	✓
Credit Event Payments	The recovery amount for the defaulting entity is set at Auction Date.	
Futures Price	Futures Price = $A_t + B_t - C_t$	
Min. Price Fluctuation	0.0001 index points equal to €0.1 per contract	
Daily Settlement	Daily Settlement Price at time $t = A_t + B_t - C_t$	
Settlement Price Quotation	0.0001 index points equal to €0.1 per contract	
Final Settlement	Final Settlement Price = $100 + B_{final} - C_{final}$	
Index Publication Date	After 5 pm GMT on the Business Day preceding the First Trading Date	✓
Block Trade Minimum	2 contracts	
Exchange of Derivatives for Related Positions (EFRPs)	Eris iTraxx Crossover futures are allowed to be traded as privately negotiated, off-exchange EFRPs and reported to ICE Futures U.S. (IFUS). EFRPs must be executed and reported pursuant to IFUS Rule 4.06 in the IFUS Exchange Rulebook.	
Position Limit	10,000 contracts in any one month, or all months combined	

<sup>1</sup> OTC CDX.NA.IG & iTraxx Europe Main & Crossover swaps are quoted in spread, not clean price

<sup>2</sup> For more information on  $A_t$ ,  $B_t$  and  $C_t$  calculations please slide 6. Full specification documents can be found at [www.theice.com/eris-futures](http://www.theice.com/eris-futures)

# DISCLAIMER

The information in this presentation has been compiled by ICE Futures U.S. for general purposes only and should not be considered investment advice. While every attempt has been made to ensure the accuracy of the information within this presentation, ICE Futures U.S. does not guarantee that it is correct and assumes no responsibility for any errors or omissions.

Safe Harbor Statement under the Private Securities Litigation Reform Act of 1995 - Statements in this presentation regarding Intercontinental Exchange, Inc. and its affiliates' ("ICE") businesses that are not historical facts are "forward-looking statements" that involve risks and uncertainties. For a discussion of additional risks and uncertainties, which could cause actual results to differ from those contained in the forward-looking statements, see ICE's Securities and Exchange Commission (SEC) filings, including, but not limited to, the risk factors in ICE's Annual Report on Form 10-K for the year ended December 31, 2014, as filed with the SEC on February 5, 2015.

The names Markit, CDX, and iTraxx are registered trademarks of the Markit Group of companies and are used by ICE under license.

Eris products listed on ICE exchanges are based on the Eris Methodology™, Eris' product design for constructing capital-efficient futures that incorporates intellectual property, expertise and patent-pending innovations.

Contracts are subject to completion of regulatory processes and the details are subject to change.