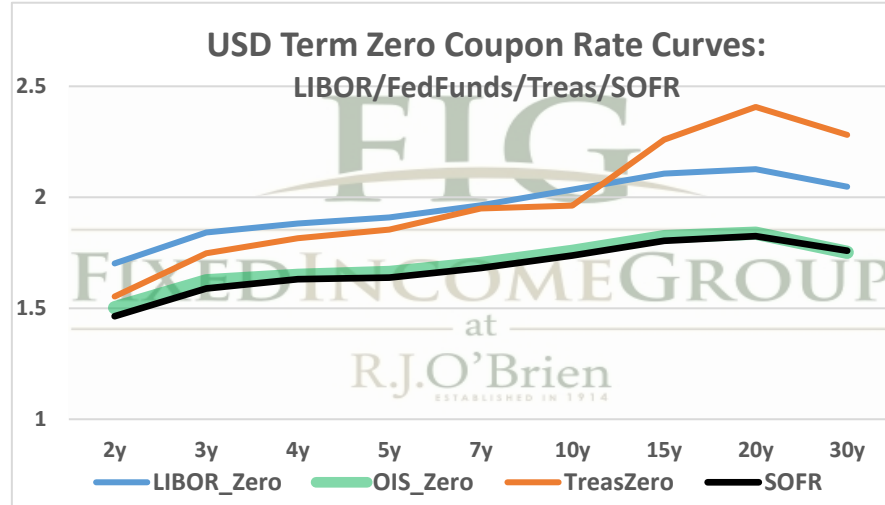
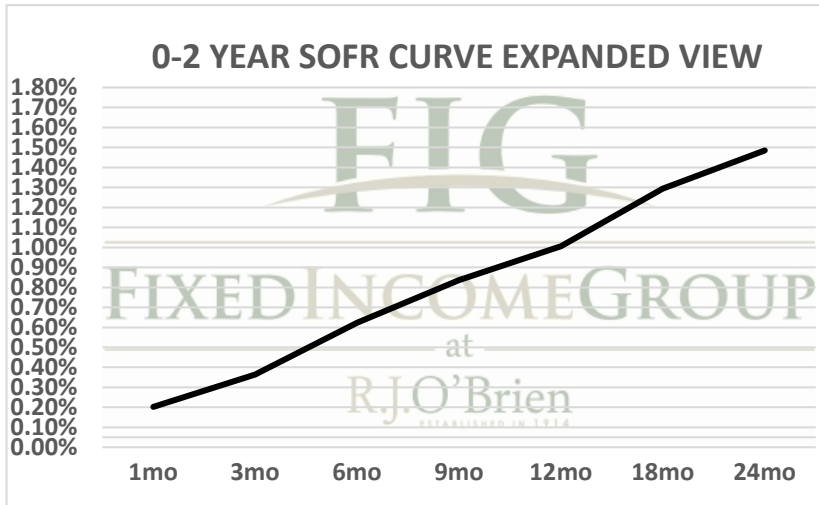


THE STIR CURVE: Distributed by The Fixed Income Group at RJ O'Brien

Making the change from LIBOR to a new reference rate is not an insignificant exercise. It will take planning and changes to processes and systems. Sonia and SOFR appear likely to offer a few options for users: compounded, setting in arrears (currently used in OIS markets) or a term rate setting in advance like LIBOR. You have questions, we have answers.



** Futures indicative prices supplied for analytics purposes only. Rates are not intended as a real-time offer to buy or sell.

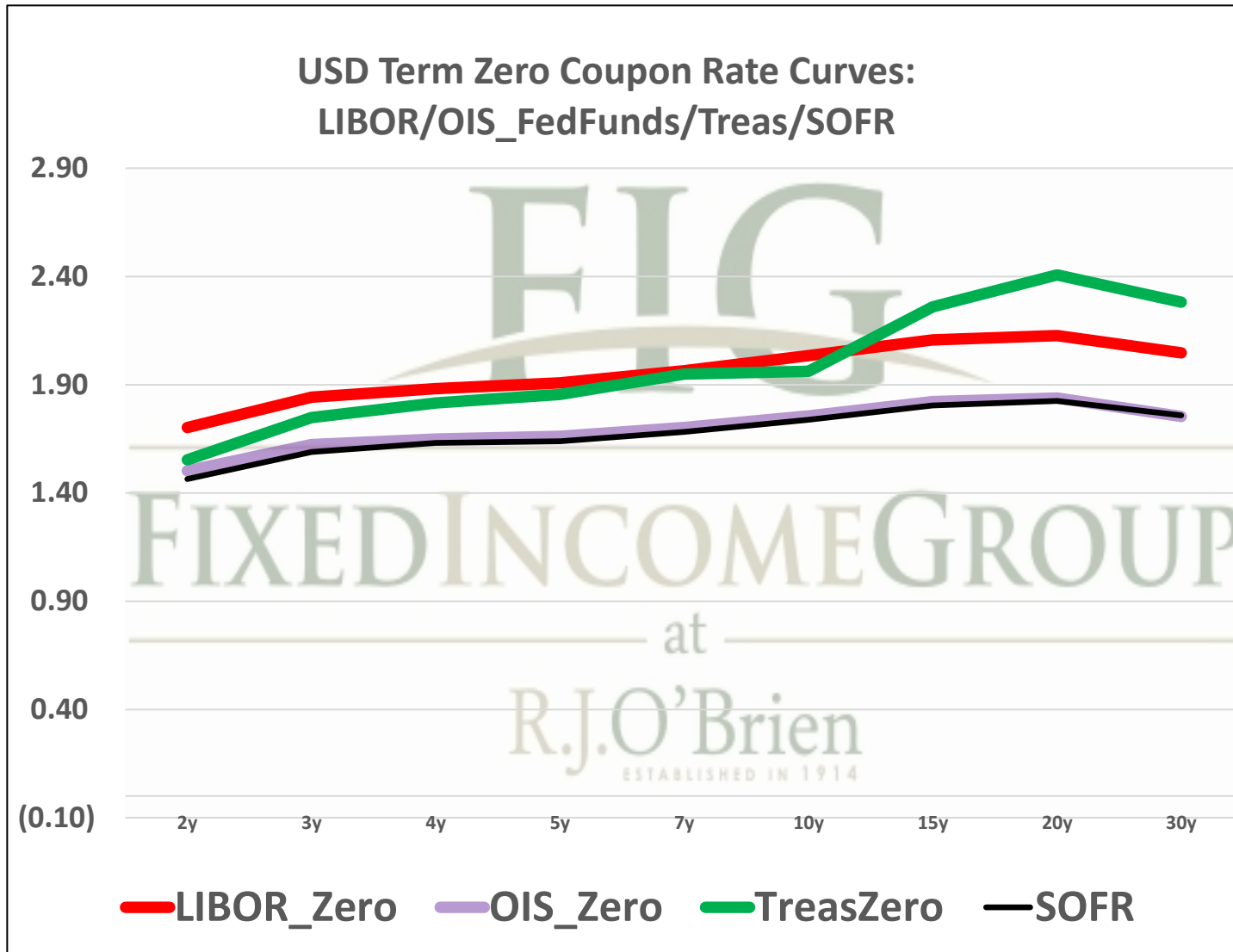
Term SOFR from 1-day Returns							
0.20232%	0.36344%	0.62359%	0.83636%	1.00609%	1.29449%	1.48504%	1.64184%
1.00015736	1.000898508	1.003135251	1.00634236	1.010200667	1.019633074	1.030113239	1.049984916
1mo	3mo	6mo	9mo	12mo	18mo	24mo	36mo
2/28/2022	2/28/2022	2/28/2022	2/28/2022	2/28/2022	2/28/2022	2/28/2022	2/28/2022
3/27/2022	5/27/2022	8/27/2022	11/27/2022	2/27/2023	8/27/2023	2/27/2024	2/27/2025
28	89	181	273	365	546	730	1096
AMERIBOR 30T Term Curve							
0.13742%	0.35577%	0.63574%	0.85547%	1.05421%	1.37849%	1.58812%	1.76539%
1.00015661	1.00087955	1.003196367	1.00648729	1.010688478	1.020907166	1.03220363	1.053746329
1mo	3mo	6mo	9mo	12mo	18mo	24mo	36mo
2/28/2022	2/28/2022	2/28/2022	2/28/2022	2/28/2022	2/28/2022	2/28/2022	2/28/2022
3/28/2022	5/28/2022	8/28/2022	11/28/2022	2/28/2023	8/28/2023	2/28/2024	2/28/2025
28	89	181	273	365	546	730	1096

For more information on the Libor replacement, contact: Rocco Chierici: 312-373-5439 SVP the Fixed Income Group at I
Corrine Baynes: 800-367-3349 VP the Fixed Income Group at R.

The risk of loss in trading futures and/or options is substantial, and each investor and/or trader must consider whether this is a suitable investment.

See our full disclaimer at www.rjobrien.com. Copyright © 2022 RJO FIG

THE STIR CURVE: Distributed by The Fixed Income Group at RJ O'Brien



**** Futures indicative prices supplied for analytics purposes only. Rates are not intended as a real-time offer to buy or sell.**

The risk of loss in trading futures and/or options is substantial, and each investor and/or trader must consider whether this is a suitable investment.

See our full disclaimer at www.rjobrien.com. Copyright © 2022 RJO FIG

THE STIR CURVE: Distributed by The Fixed Income Group at RJ O'Brien

2/28/2022 6:31

ct

RJO
IO

The risk of loss in trading futures and/or options is substantial, and each investor and/or trader must consider whether this is a suitable investment.
See our full disclaimer at www.rjobrien.com. Copyright © 2022 RJO FIG

THE STIR CURVE: Distributed by The Fixed Income Group at RJ O'Brien

The risk of loss in trading futures and/or options is substantial, and each investor and/or trader must consider whether this is a suitable investment.
See our full disclaimer at www.rjobrien.com. Copyright © 2022 RJO FIG