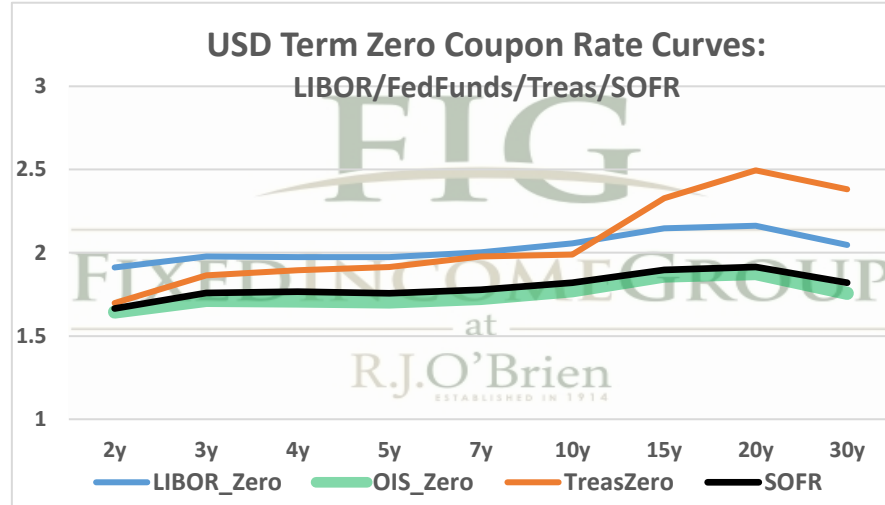
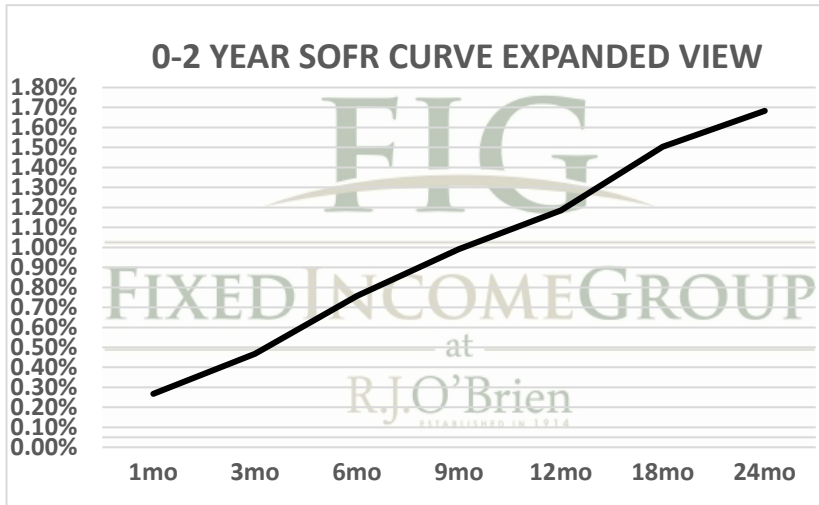


THE STIR CURVE: Distributed by The Fixed Income Group at RJ O'Brien

Making the change from LIBOR to a new reference rate is not an insignificant exercise. It will take planning and changes to processes and systems. Sonia and SOFR appear likely to offer a few options for users: compounded, setting in arrears (currently used in OIS markets) or a term rate setting in advance like LIBOR. You have questions, we have answers.



** Futures indicative prices supplied for analytics purposes only. Rates are not intended as a real-time offer to buy or sell.

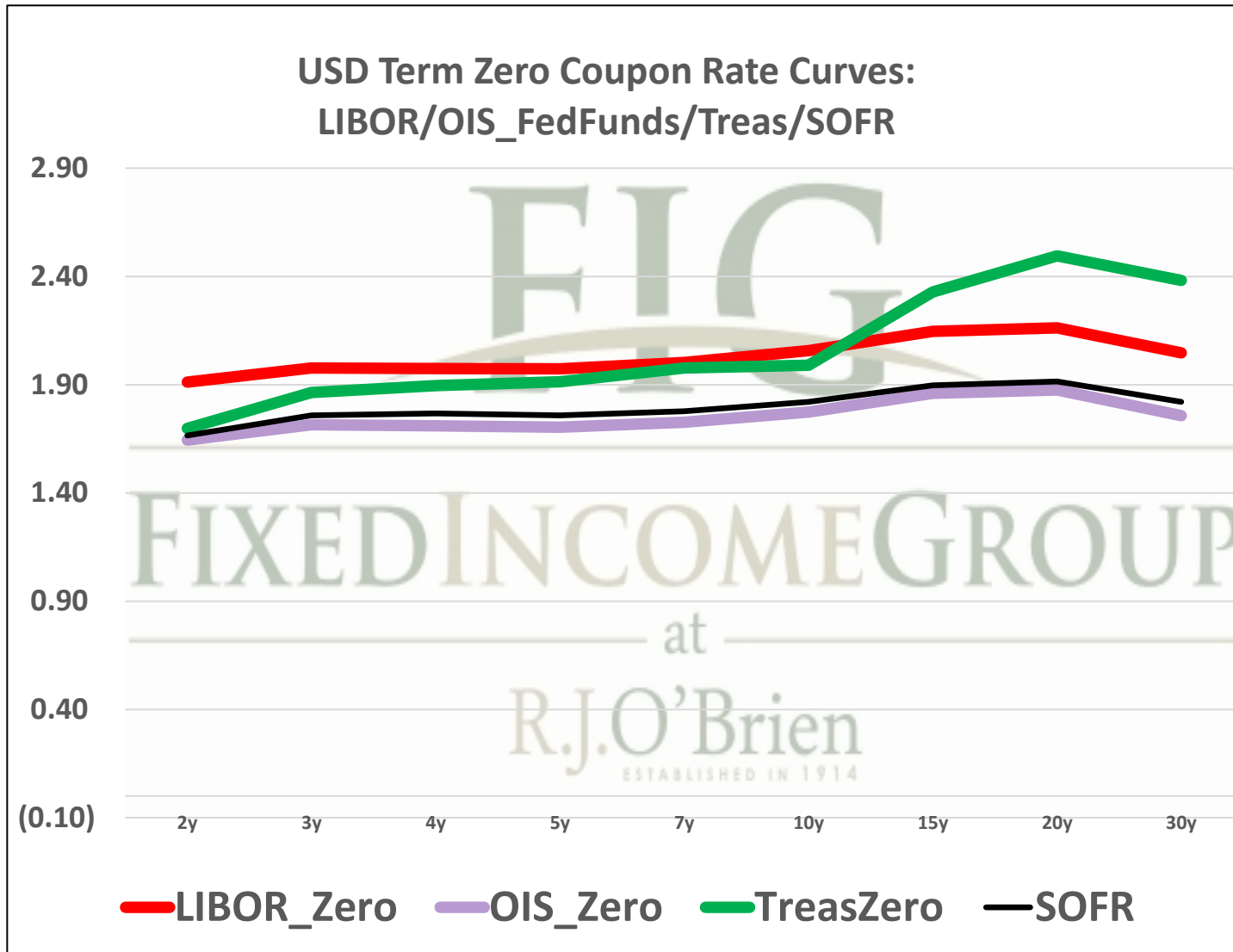
Term SOFR from 1-day Returns							
0.26756%	0.46873%	0.75720%	0.99137%	1.18477%	1.50380%	1.68306%	1.81239%
1.0002304	1.001197867	1.003870151	1.00757296	1.012012294	1.022932994	1.034175569	1.055177304
1mo	3mo	6mo	9mo	12mo	18mo	24mo	36mo
3/11/2022	3/11/2022	3/11/2022	3/11/2022	3/11/2022	3/11/2022	3/11/2022	3/11/2022
4/10/2022	6/10/2022	9/10/2022	12/10/2022	3/10/2023	9/10/2023	3/10/2024	3/10/2025
31	92	184	275	365	549	731	1096
AMERIBOR 30T Term Curve							
0.24189%	0.47361%	0.76278%	0.98387%	1.18218%	1.52153%	1.71377%	1.85937%
1.00024932	1.001210345	1.003898667	1.00751564	1.011985942	1.023203341	1.034799027	1.05660746
1mo	3mo	6mo	9mo	12mo	18mo	24mo	36mo
3/11/2022	3/11/2022	3/11/2022	3/11/2022	3/11/2022	3/11/2022	3/11/2022	3/11/2022
4/11/2022	6/11/2022	9/11/2022	12/11/2022	3/11/2023	9/11/2023	3/11/2024	3/11/2025
31	92	184	275	365	549	731	1096

For more information on the Libor replacement, contact: Rocco Chierici: 312-373-5439 SVP the Fixed Income Group at I
Corrine Baynes: 800-367-3349 VP the Fixed Income Group at R

The risk of loss in trading futures and/or options is substantial, and each investor and/or trader must consider whether this is a suitable investment.

See our full disclaimer at www.rjobrien.com. Copyright © 2022 RJO FIG

THE STIR CURVE: Distributed by The Fixed Income Group at RJ O'Brien



**** Futures indicative prices supplied for analytics purposes only. Rates are not intended as a real-time offer to buy or sell.**

The risk of loss in trading futures and/or options is substantial, and each investor and/or trader must consider whether this is a suitable investment.

See our full disclaimer at www.rjobrien.com. Copyright © 2022 RJO FIG

THE STIR CURVE: Distributed by The Fixed Income Group at RJ O'Brien

3/11/2022 6:32

ct

RJO
IO

The risk of loss in trading futures and/or options is substantial, and each investor and/or trader must consider whether this is a suitable investment.
See our full disclaimer at www.rjobrien.com. Copyright © 2022 RJO FIG

THE STIR CURVE: Distributed by The Fixed Income Group at RJ O'Brien

The risk of loss in trading futures and/or options is substantial, and each investor and/or trader must consider whether this is a suitable investment.
See our full disclaimer at www.rjobrien.com. Copyright © 2022 RJO FIG