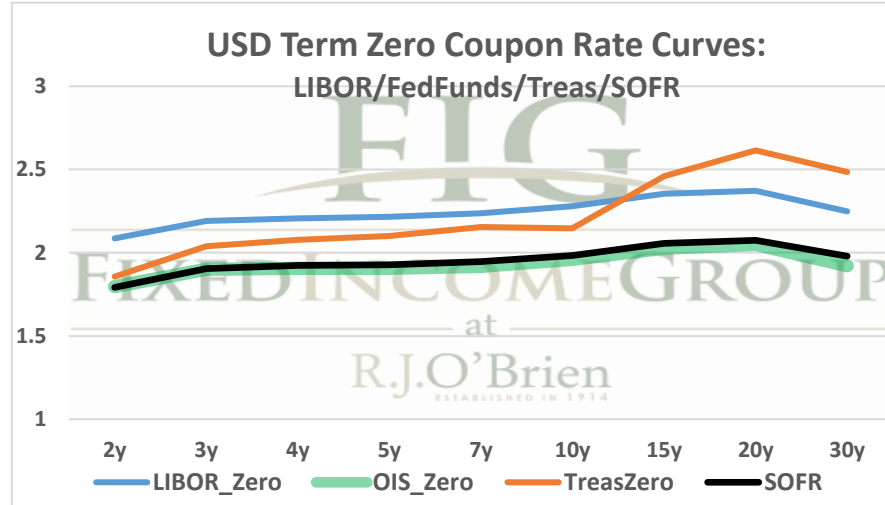
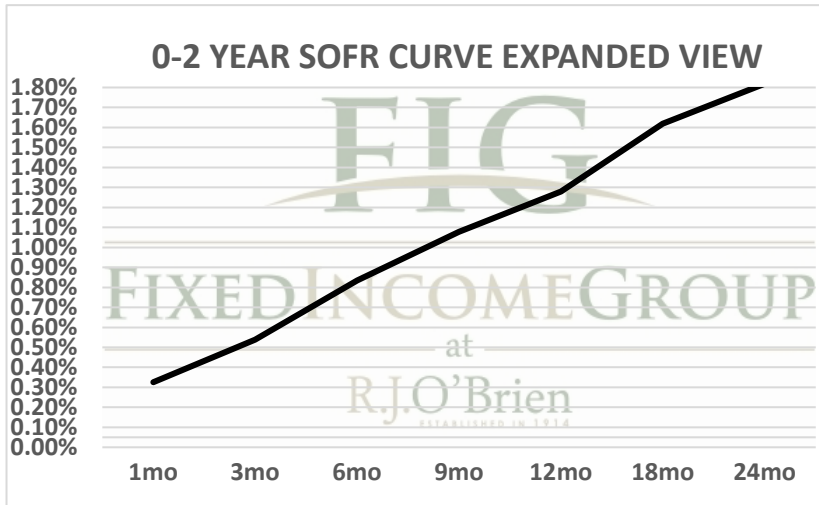


THE STIR CURVE: Distributed by The Fixed Income Group at RJ O'Brien

Making the change from LIBOR to a new reference rate is not an insignificant exercise. It will take planning and changes to processes and systems. Sonia and SOFR appear likely to offer a few options for users: compounded, setting in arrears (currently used in OIS markets) or a term rate setting in advance like LIBOR. You have questions, we have answers.



** Futures indicative prices supplied for analytics purposes only. Rates are not intended as a real-time offer to buy or sell.

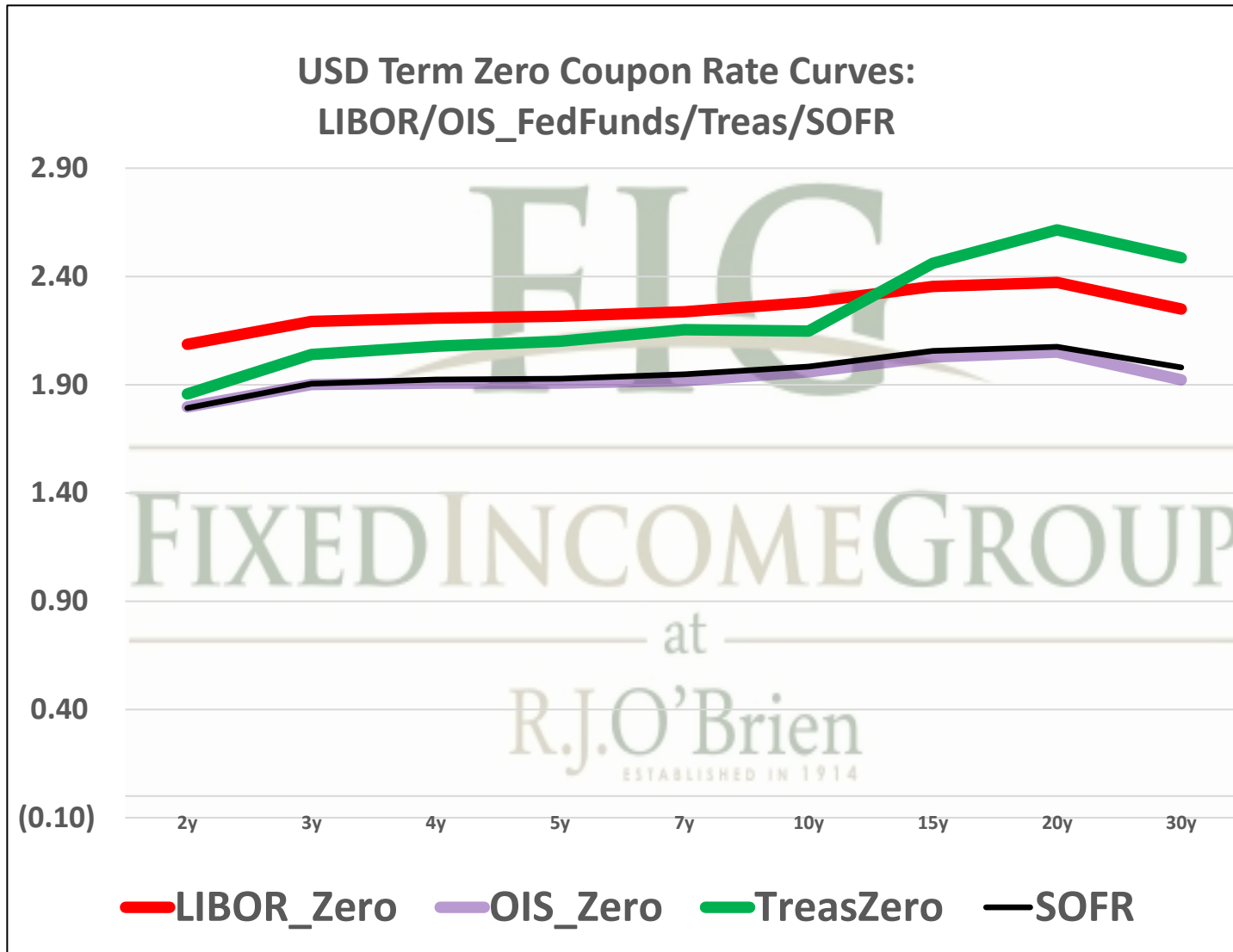
Term SOFR from 1-day Returns							
0.32562%	0.53822%	0.83513%	1.07800%	1.28015%	1.61865%	1.81877%	1.96998%
1.0002804	1.001375453	1.004268446	1.00823475	1.012979253	1.024684402	1.03693106	1.059974959
1mo	3mo	6mo	9mo	12mo	18mo	24mo	36mo
3/16/2022	3/16/2022	3/16/2022	3/16/2022	3/16/2022	3/16/2022	3/16/2022	3/16/2022
4/15/2022	6/15/2022	9/15/2022	12/15/2022	3/15/2023	9/15/2023	3/15/2024	3/15/2025
31	92	184	275	365	549	731	1096
AMERIBOR 30T Term Curve							
0.35698%	0.55360%	0.88329%	1.12517%	1.33700%	1.67892%	1.88862%	2.05492%
1.00026124	1.001414754	1.004514609	1.00859502	1.013555665	1.025603555	1.038349396	1.062560976
1mo	3mo	6mo	9mo	12mo	18mo	24mo	36mo
3/16/2022	3/16/2022	3/16/2022	3/16/2022	3/16/2022	3/16/2022	3/16/2022	3/16/2022
4/16/2022	6/16/2022	9/16/2022	12/16/2022	3/16/2023	9/16/2023	3/16/2024	3/16/2025
31	92	184	275	365	549	731	1096

For more information on the Libor replacement, contact: Rocco Chierici: 312-373-5439 SVP the Fixed Income Group at I
Corrine Baynes: 800-367-3349 VP the Fixed Income Group at R.

The risk of loss in trading futures and/or options is substantial, and each investor and/or trader must consider whether this is a suitable investment.

See our full disclaimer at www.rjobrien.com. Copyright © 2022 RJO FIG

THE STIR CURVE: Distributed by The Fixed Income Group at RJ O'Brien



**** Futures indicative prices supplied for analytics purposes only. Rates are not intended as a real-time offer to buy or sell.**

The risk of loss in trading futures and/or options is substantial, and each investor and/or trader must consider whether this is a suitable investment.
See our full disclaimer at www.rjobrien.com. Copyright © 2022 RJO FIG

THE STIR CURVE: Distributed by The Fixed Income Group at RJ O'Brien

3/16/2022 6:46

ct

RJO
IO

The risk of loss in trading futures and/or options is substantial, and each investor and/or trader must consider whether this is a suitable investment.
See our full disclaimer at www.rjobrien.com. Copyright © 2022 RJO FIG

THE STIR CURVE: Distributed by The Fixed Income Group at RJ O'Brien

The risk of loss in trading futures and/or options is substantial, and each investor and/or trader must consider whether this is a suitable investment.
See our full disclaimer at www.rjobrien.com. Copyright © 2022 RJO FIG