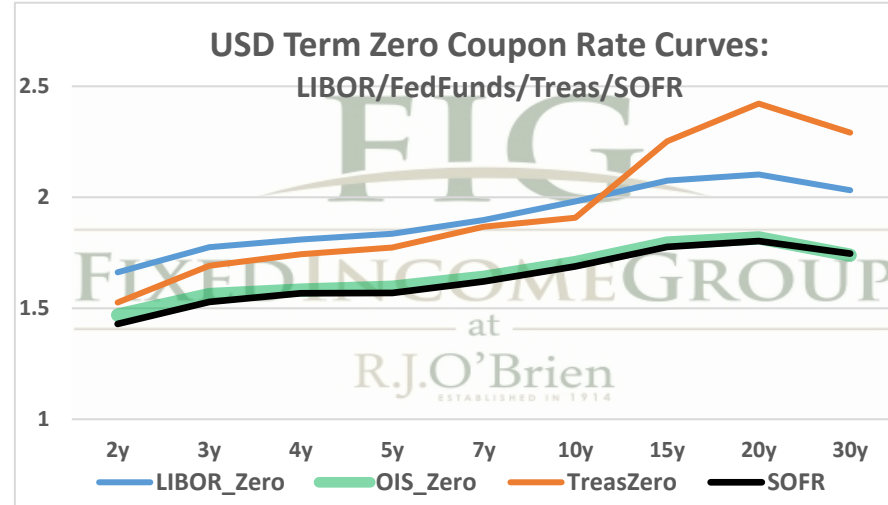
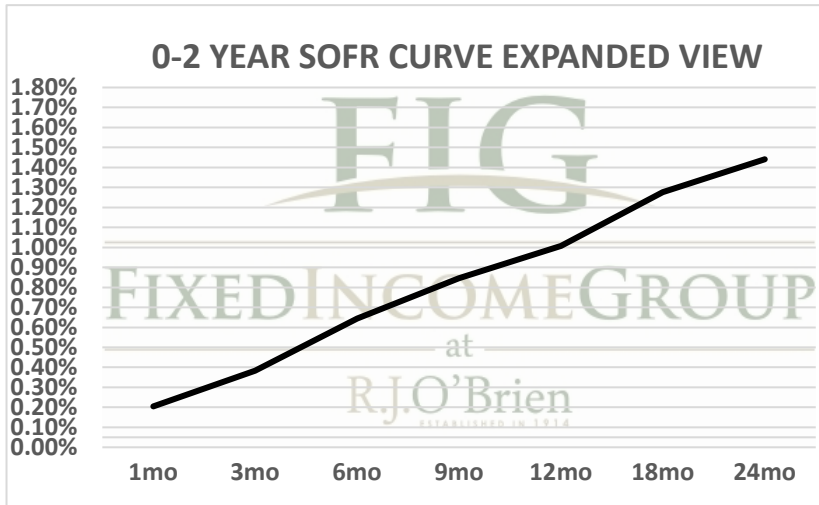


THE STIR CURVE: Distributed by The Fixed Income Group at RJ O'Brien

Making the change from LIBOR to a new reference rate is not an insignificant exercise. It will take planning and changes to processes and systems. Sonia and SOFR appear likely to offer a few options for users: compounded, setting in arrears (currently used in OIS markets) or a term rate setting in advance like LIBOR. You have questions, we have answers.



** Futures indicative prices supplied for analytics purposes only. Rates are not intended as a real-time offer to buy or sell.

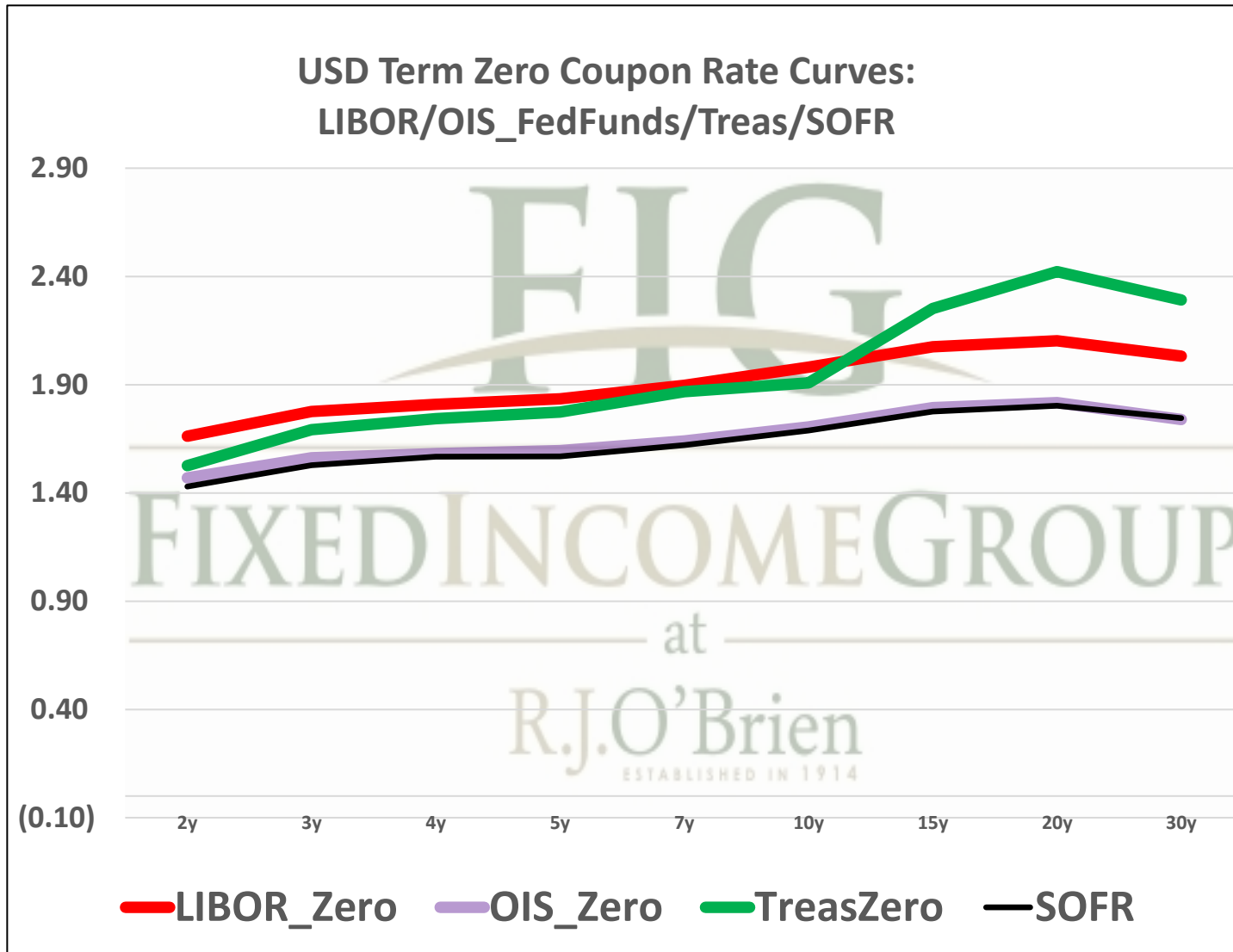
Term SOFR from 1-day Returns							
0.20472%	0.38273%	0.64433%	0.84590%	1.00816%	1.27651%	1.44088%	1.57175%
1.00017629	1.000978092	1.003293265	1.00646177	1.01022167	1.019466851	1.029257774	1.047851142
1mo	3mo	6mo	9mo	12mo	18mo	24mo	36mo
3/3/2022	3/3/2022	3/3/2022	3/3/2022	3/3/2022	3/3/2022	3/3/2022	3/3/2022
4/2/2022	6/2/2022	9/2/2022	12/2/2022	3/2/2023	9/2/2023	3/2/2024	3/2/2025
31	92	184	275	365	549	731	1096
AMERIBOR 30T Term Curve							
0.16018%	0.33742%	0.61839%	0.82671%	1.01093%	1.31718%	1.50238%	1.65382%
1.00016379	1.000862284	1.003160676	1.00631512	1.010249755	1.020087047	1.030506664	1.050349527
1mo	3mo	6mo	9mo	12mo	18mo	24mo	36mo
3/1/2022	3/1/2022	3/1/2022	3/1/2022	3/1/2022	3/1/2022	3/1/2022	3/1/2022
4/1/2022	6/1/2022	9/1/2022	12/1/2022	3/1/2023	9/1/2023	3/1/2024	3/1/2025
31	92	184	275	365	549	731	1096

For more information on the Libor replacement, contact: Rocco Chierici: 312-373-5439 SVP the Fixed Income Group at I
Corrine Baynes: 800-367-3349 VP the Fixed Income Group at R.

The risk of loss in trading futures and/or options is substantial, and each investor and/or trader must consider whether this is a suitable investment.

See our full disclaimer at www.rjobrien.com. Copyright © 2022 RJO FIG

THE STIR CURVE: Distributed by The Fixed Income Group at RJ O'Brien



**** Futures indicative prices supplied for analytics purposes only. Rates are not intended as a real-time offer to buy or sell.**

The risk of loss in trading futures and/or options is substantial, and each investor and/or trader must consider whether this is a suitable investment.

See our full disclaimer at www.rjobrien.com. Copyright © 2022 RJO FIG

THE STIR CURVE: Distributed by The Fixed Income Group at RJ O'Brien

3/3/2022 6:41

ct

RJO
IO

The risk of loss in trading futures and/or options is substantial, and each investor and/or trader must consider whether this is a suitable investment.
See our full disclaimer at www.rjobrien.com. Copyright © 2022 RJO FIG

THE STIR CURVE: Distributed by The Fixed Income Group at RJ O'Brien

The risk of loss in trading futures and/or options is substantial, and each investor and/or trader must consider whether this is a suitable investment.
See our full disclaimer at www.rjobrien.com. Copyright © 2022 RJO FIG