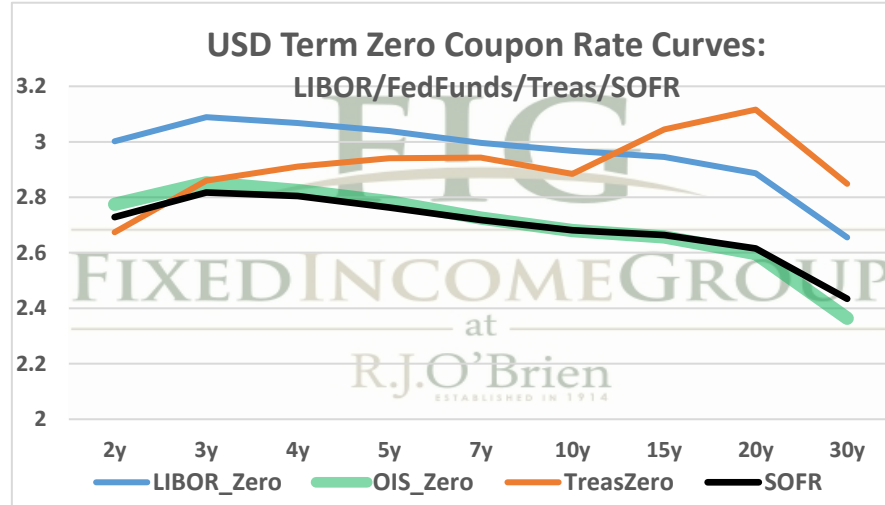
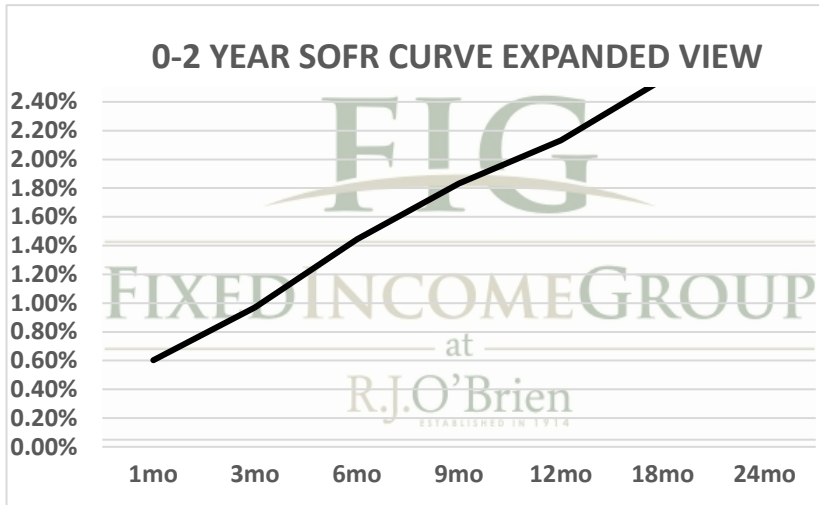


THE STIR CURVE: Distributed by The Fixed Income Group at RJ O'Brien

Making the change from LIBOR to a new reference rate is not an insignificant exercise. It will take planning and changes to processes and systems. Sonia and SOFR appear likely to offer a few options for users: compounded, setting in arrears (currently used in OIS markets) or a term rate setting in advance like LIBOR. You have questions, we have answers.



** Futures indicative prices supplied for analytics purposes only. Rates are not intended as a real-time offer to buy or sell.

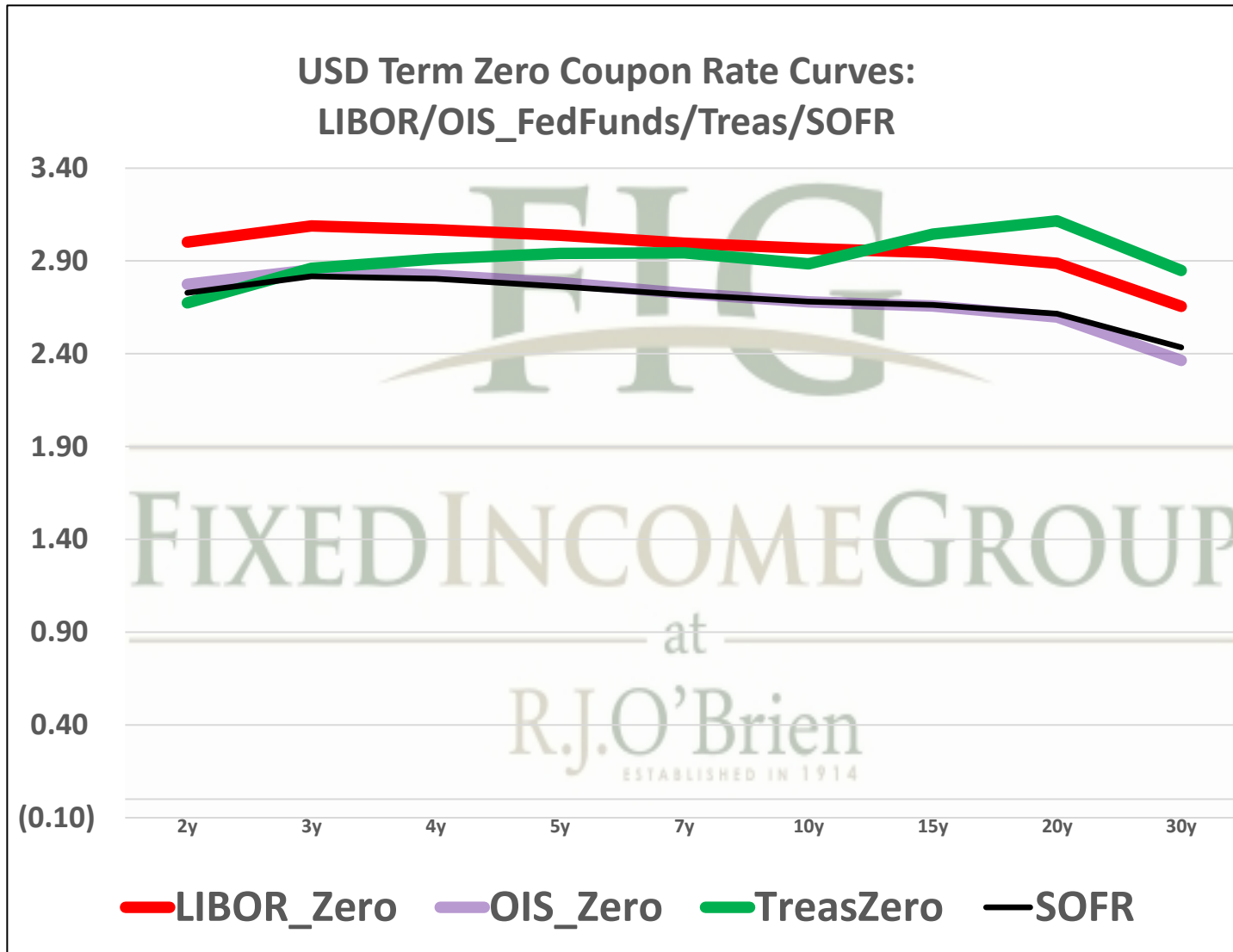
Term SOFR from 1-day Returns							
0.60279%	0.97029%	1.44525%	1.83302%	2.13347%	2.55602%	2.76723%	2.92409%
1.00050232	1.002452676	1.007346688	1.0140022	1.021631033	1.03890823	1.056190133	1.089022402
1mo	3mo	6mo	9mo	12mo	18mo	24mo	36mo
4/22/2022	4/22/2022	4/22/2022	4/22/2022	4/22/2022	4/22/2022	4/22/2022	4/22/2022
5/21/2022	7/21/2022	10/21/2022	1/21/2023	4/21/2023	10/21/2023	4/21/2024	4/21/2025
30	91	183	275	365	548	731	1096
AMERIBOR 30T Term Curve							
0.56336%	0.93514%	1.43623%	1.84081%	2.15410%	2.58983%	2.81899%	2.98346%
1.00048114	1.002403465	1.007311062	1.01410883	1.02186551	1.039490783	1.057332073	1.091380172
1mo	3mo	6mo	9mo	12mo	18mo	24mo	36mo
4/22/2022	4/22/2022	4/22/2022	4/22/2022	4/22/2022	4/22/2022	4/22/2022	4/22/2022
5/22/2022	7/22/2022	10/22/2022	1/22/2023	4/22/2023	10/22/2023	4/22/2024	4/22/2025
30	91	183	275	365	548	731	1096

For more information on the Libor replacement, contact: Rocco Chierici: 312-373-5439 SVP the Fixed Income Group at I
Corrine Baynes: 800-367-3349 VP the Fixed Income Group at R.

The risk of loss in trading futures and/or options is substantial, and each investor and/or trader must consider whether this is a suitable investment.

See our full disclaimer at www.rjobrien.com. Copyright © 2022 RJO FIG

THE STIR CURVE: Distributed by The Fixed Income Group at RJ O'Brien



**** Futures indicative prices supplied for analytics purposes only. Rates are not intended as a real-time offer to buy or sell.**

The risk of loss in trading futures and/or options is substantial, and each investor and/or trader must consider whether this is a suitable investment.
See our full disclaimer at www.rjobrien.com. Copyright © 2022 RJO FIG

THE STIR CURVE: Distributed by The Fixed Income Group at RJ O'Brien

4/22/2022 6:30

ct

RJO
IO

The risk of loss in trading futures and/or options is substantial, and each investor and/or trader must consider whether this is a suitable investment.
See our full disclaimer at www.rjobrien.com. Copyright © 2022 RJO FIG

THE STIR CURVE: Distributed by The Fixed Income Group at RJ O'Brien

The risk of loss in trading futures and/or options is substantial, and each investor and/or trader must consider whether this is a suitable investment.
See our full disclaimer at www.rjobrien.com. Copyright © 2022 RJO FIG