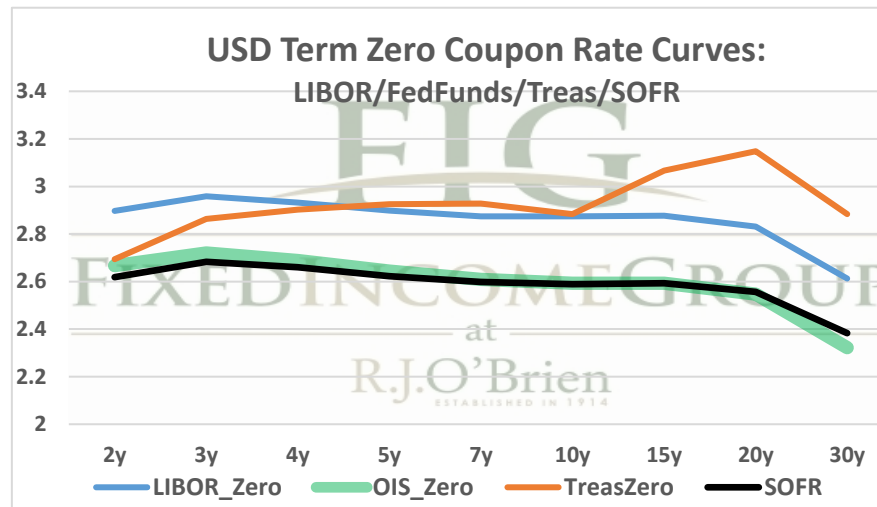
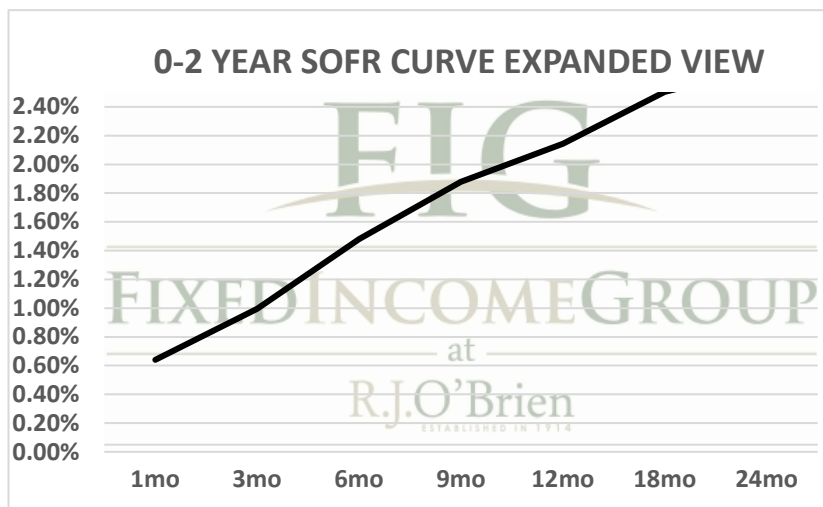


THE STIR CURVE: Distributed by The Fixed Income Group at RJ O'Brien

Making the change from LIBOR to a new reference rate is not an insignificant exercise. It will take planning and changes to processes and systems. Sonia and SOFR appear likely to offer a few options for users: compounded, setting in arrears (currently used in OIS markets) or a term rate setting in advance like LIBOR. You have questions, we have answers.



** Futures indicative prices supplied for analytics purposes only. Rates are not intended as a real-time offer to buy or sell.

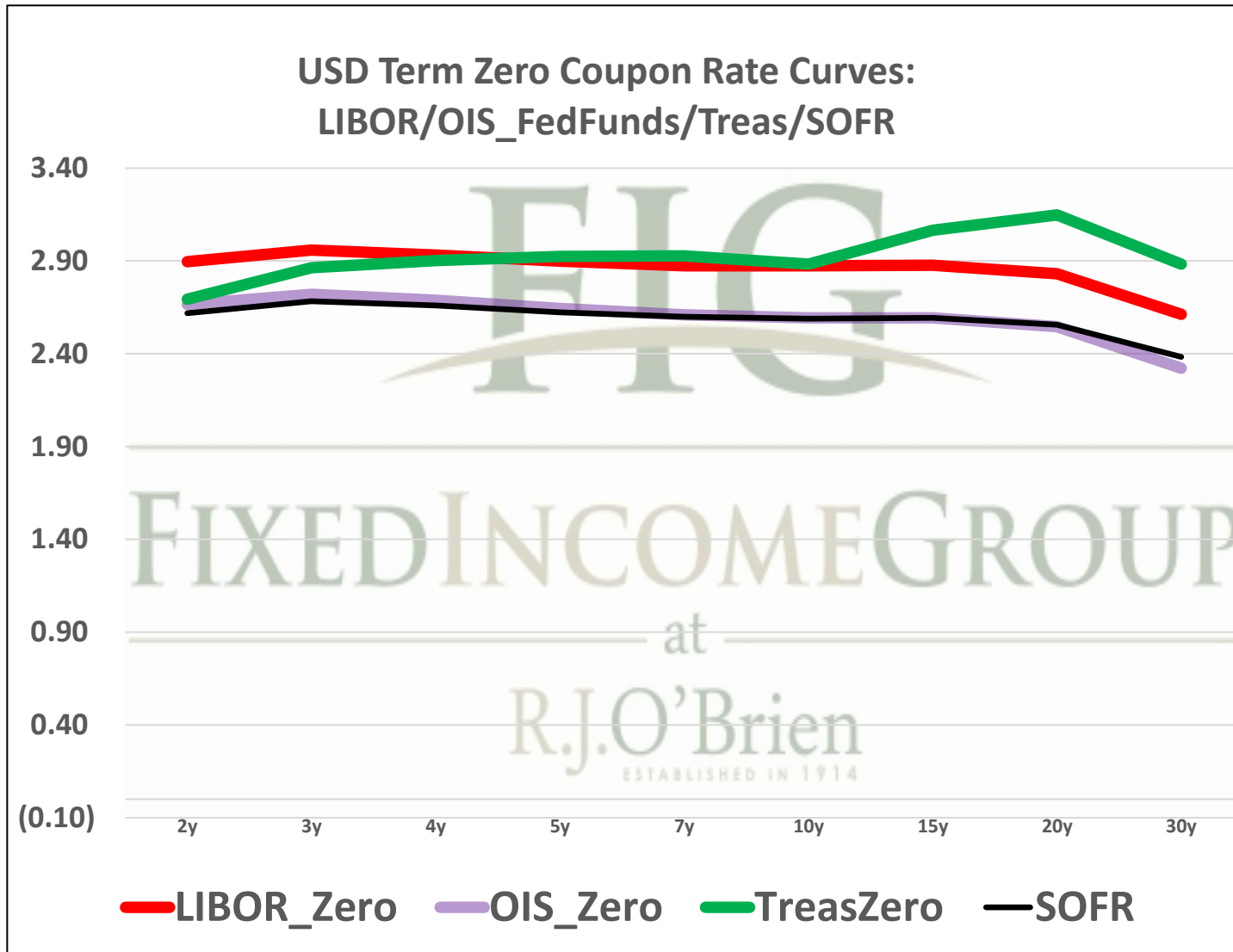
Term SOFR from 1-day Returns							
0.64032%	0.99500%	1.48128%	1.87800%	2.14285%	2.50532%	2.68037%	2.80257%
1.0005336	1.002515129	1.007529862	1.01434582	1.021726133	1.038136553	1.054426437	1.085322561
1mo	3mo	6mo	9mo	12mo	18mo	24mo	36mo
4/25/2022	4/25/2022	4/25/2022	4/25/2022	4/25/2022	4/25/2022	4/25/2022	4/25/2022
5/24/2022	7/24/2022	10/24/2022	1/24/2023	4/24/2023	10/24/2023	4/24/2024	4/24/2025
30	91	183	275	365	548	731	1096
AMERIBOR 30T Term Curve							
0.60482%	0.99299%	1.51716%	1.94013%	2.24704%	2.65938%	2.86738%	2.99399%
1.00052699	1.002551429	1.007777717	1.01489997	1.022869835	1.04057671	1.058314054	1.091965059
1mo	3mo	6mo	9mo	12mo	18mo	24mo	36mo
4/25/2022	4/25/2022	4/25/2022	4/25/2022	4/25/2022	4/25/2022	4/25/2022	4/25/2022
5/25/2022	7/25/2022	10/25/2022	1/25/2023	4/25/2023	10/25/2023	4/25/2024	4/25/2025
30	91	183	275	365	548	731	1096

For more information on the Libor replacement, contact: Rocco Chierici: 312-373-5439 SVP the Fixed Income Group at I
Corrine Baynes: 800-367-3349 VP the Fixed Income Group at R.

The risk of loss in trading futures and/or options is substantial, and each investor and/or trader must consider whether this is a suitable investment.

See our full disclaimer at www.rjobrien.com. Copyright © 2022 RJO FIG

THE STIR CURVE: Distributed by The Fixed Income Group at RJ O'Brien



**** Futures indicative prices supplied for analytics purposes only. Rates are not intended as a real-time offer to buy or sell.**

The risk of loss in trading futures and/or options is substantial, and each investor and/or trader must consider whether this is a suitable investment.

See our full disclaimer at www.rjobrien.com. Copyright © 2022 RJO FIG

THE STIR CURVE: Distributed by The Fixed Income Group at RJ O'Brien

4/25/2022 6:18

ct

RJO
IO

The risk of loss in trading futures and/or options is substantial, and each investor and/or trader must consider whether this is a suitable investment.
See our full disclaimer at www.rjobrien.com. Copyright © 2022 RJO FIG

THE STIR CURVE: Distributed by The Fixed Income Group at RJ O'Brien

The risk of loss in trading futures and/or options is substantial, and each investor and/or trader must consider whether this is a suitable investment.
See our full disclaimer at www.rjobrien.com. Copyright © 2022 RJO FIG