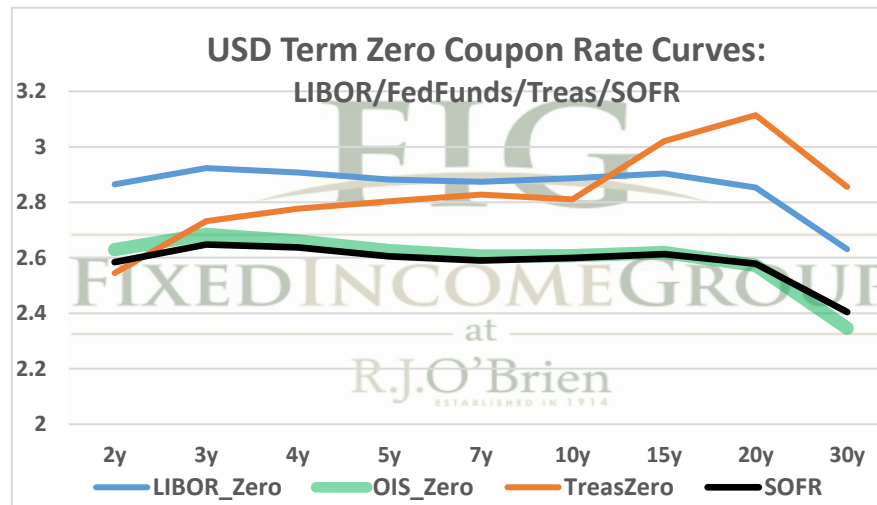
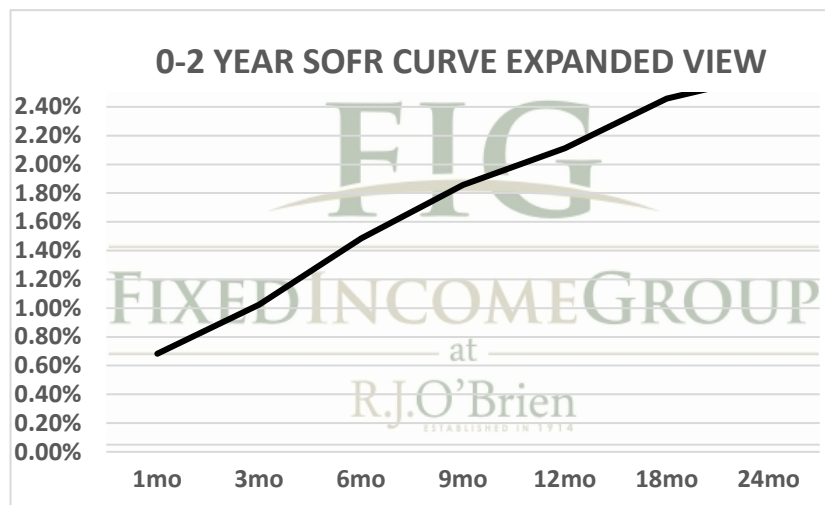


THE STIR CURVE: Distributed by The Fixed Income Group at RJ O'Brien

Making the change from LIBOR to a new reference rate is not an insignificant exercise. It will take planning and changes to processes and systems. Sonia and SOFR appear likely to offer a few options for users: compounded, setting in arrears (currently used in OIS markets) or a term rate setting in advance like LIBOR. You have questions, we have answers.



**** Futures indicative prices supplied for analytics purposes only. Rates are not intended as a real-time offer to buy or sell.**

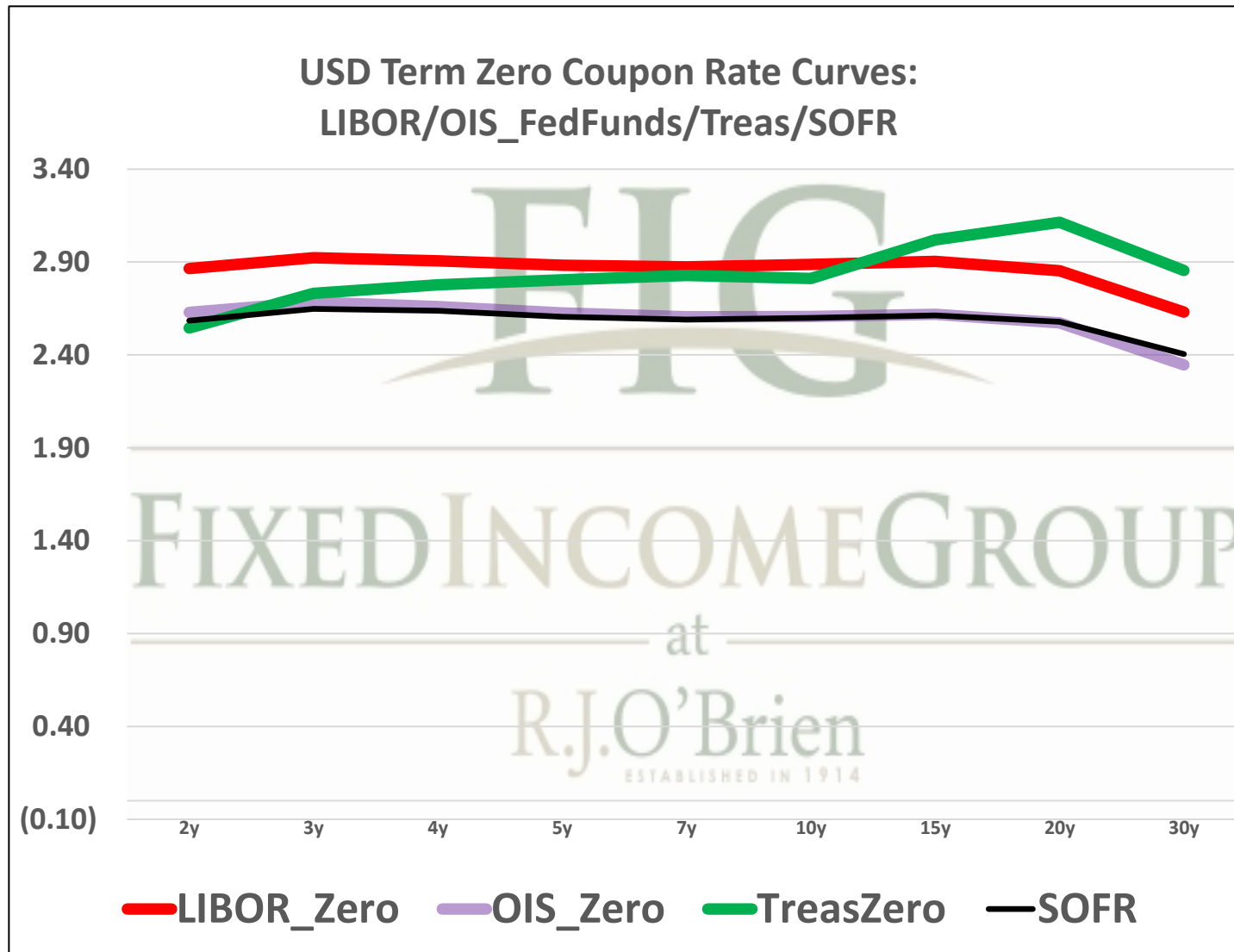
Term SOFR from 1-day Returns							
0.68257%	1.02374%	1.48518%	1.85671%	2.11216%	2.45695%	2.62464%	2.74998%
1.00056881	1.002587793	1.007549652	1.01418322	1.021415	1.03740031	1.053294825	1.083721551
1mo	3mo	6mo	9mo	12mo	18mo	24mo	36mo
4/28/2022	4/28/2022	4/28/2022	4/28/2022	4/28/2022	4/28/2022	4/28/2022	4/28/2022
5/27/2022	7/27/2022	10/27/2022	1/27/2023	4/27/2023	10/27/2023	4/27/2024	4/27/2025
30	91	183	275	365	548	731	1096
AMERIBOR 30T Term Curve							
0.64794%	0.99840%	1.49822%	1.90660%	2.17976%	2.55205%	2.73605%	2.87932%
1.0005499	1.00256771	1.007682612	1.01459034	1.022186791	1.038896252	1.055632973	1.087746104
1mo	3mo	6mo	9mo	12mo	18mo	24mo	36mo
4/28/2022	4/28/2022	4/28/2022	4/28/2022	4/28/2022	4/28/2022	4/28/2022	4/28/2022
5/28/2022	7/28/2022	10/28/2022	1/28/2023	4/28/2023	10/28/2023	4/28/2024	4/28/2025
30	91	183	275	365	548	731	1096

For more information on the Libor replacement, contact: Rocco Chierici: 312-373-5439 SVP the Fixed Income Group at I
Corrine Baynes: 800-367-3349 VP the Fixed Income Group at R.

The risk of loss in trading futures and/or options is substantial, and each investor and/or trader must consider whether this is a suitable investment.

See our full disclaimer at www.rjobrien.com. Copyright © 2022 RJO FIG

THE STIR CURVE: Distributed by The Fixed Income Group at RJ O'Brien



**** Futures indicative prices supplied for analytics purposes only. Rates are not intended as a real-time offer to buy or sell.**

The risk of loss in trading futures and/or options is substantial, and each investor and/or trader must consider whether this is a suitable investment.

See our full disclaimer at www.rjobrien.com. Copyright © 2022 RJO FIG

THE STIR CURVE: Distributed by The Fixed Income Group at RJ O'Brien

4/28/2022 6:28

ct

RJO
IO

The risk of loss in trading futures and/or options is substantial, and each investor and/or trader must consider whether this is a suitable investment.
See our full disclaimer at www.rjobrien.com. Copyright © 2022 RJO FIG

THE STIR CURVE: Distributed by The Fixed Income Group at RJ O'Brien