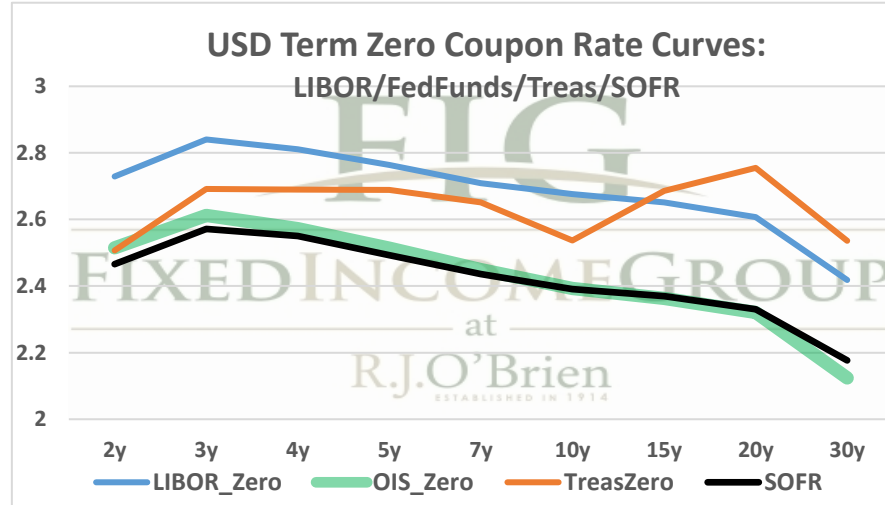
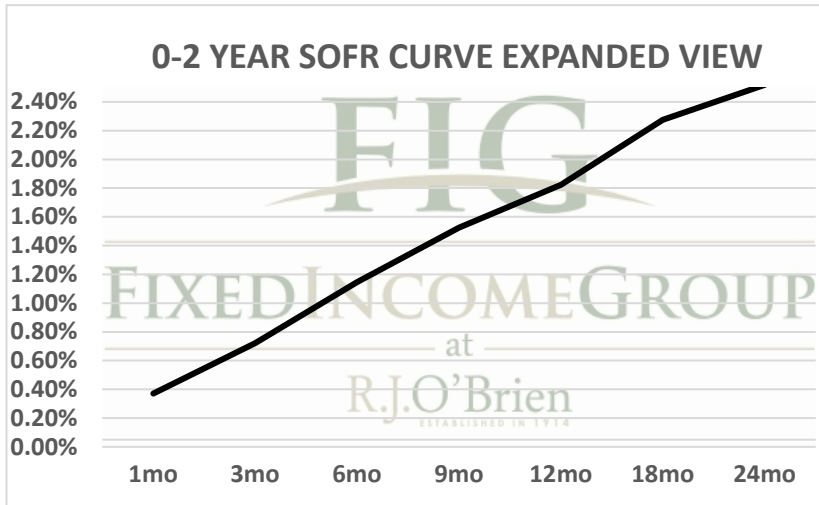


THE STIR CURVE: Distributed by The Fixed Income Group at RJ O'Brien

Making the change from LIBOR to a new reference rate is not an insignificant exercise. It will take planning and changes to processes and systems. Sonia and SOFR appear likely to offer a few options for users: compounded, setting in arrears (currently used in OIS markets) or a term rate setting in advance like LIBOR. You have questions, we have answers.



** Futures indicative prices supplied for analytics purposes only. Rates are not intended as a real-time offer to buy or sell.

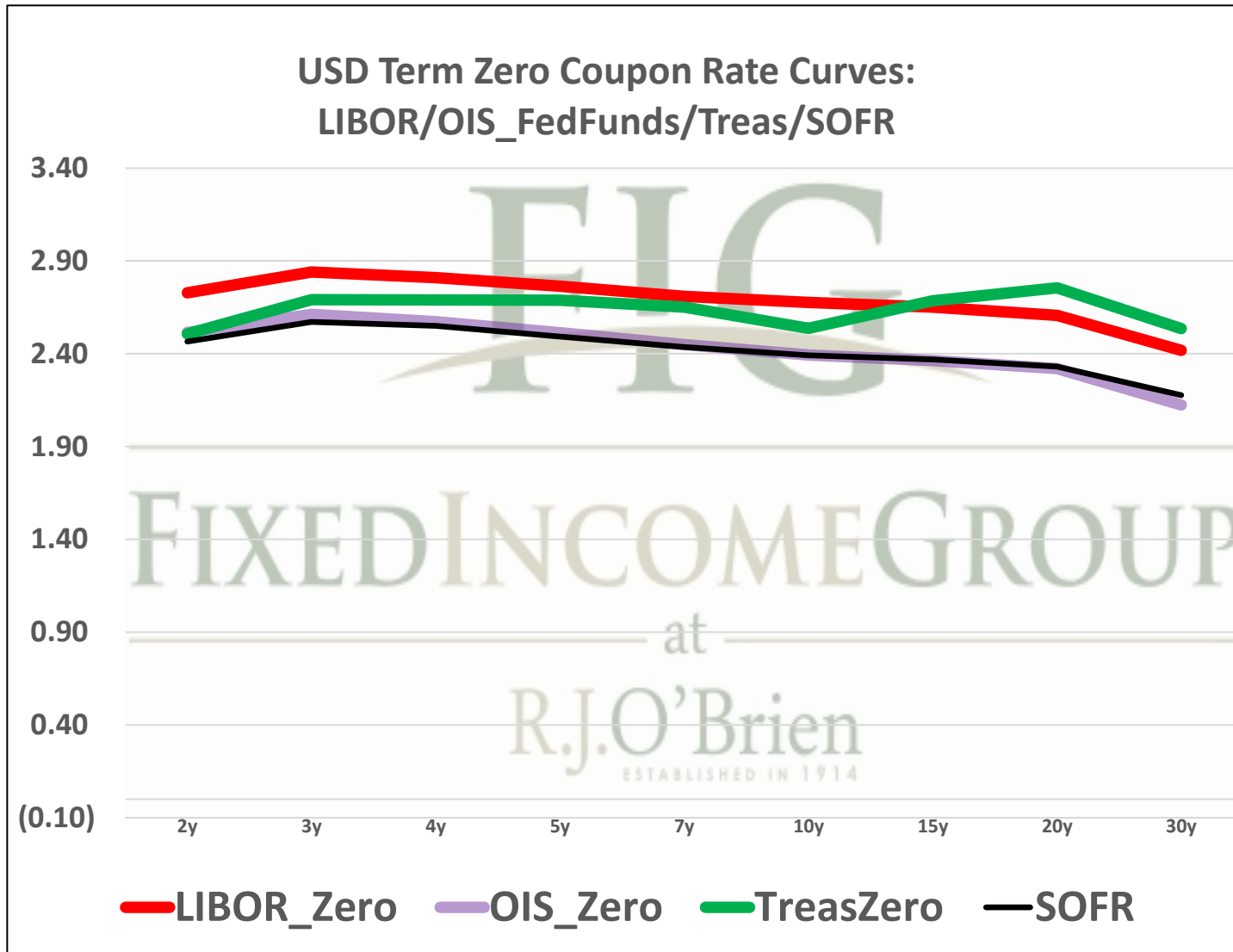
Term SOFR from 1-day Returns							
0.37098%	0.72016%	1.14696%	1.52486%	1.82300%	2.27423%	2.51837%	2.67945%
1.00030915	1.001820404	1.005830381	1.01164821	1.018483173	1.034618862	1.051136861	1.081574474
1mo	3mo	6mo	9mo	12mo	18mo	24mo	36mo
4/6/2022	4/6/2022	4/6/2022	4/6/2022	4/6/2022	4/6/2022	4/6/2022	4/6/2022
5/5/2022	7/5/2022	10/5/2022	1/5/2023	4/5/2023	10/5/2023	4/5/2024	4/5/2025
30	91	183	275	365	548	731	1096
AMERIBOR 30T Term Curve							
0.45080%	0.76327%	1.18905%	1.56918%	1.87748%	2.33509%	2.58937%	2.76626%
1.00038991	1.00196004	1.006097543	1.01206	1.019117613	1.035639458	1.052632063	1.08429411
1mo	3mo	6mo	9mo	12mo	18mo	24mo	36mo
4/6/2022	4/6/2022	4/6/2022	4/6/2022	4/6/2022	4/6/2022	4/6/2022	4/6/2022
5/6/2022	7/6/2022	10/6/2022	1/6/2023	4/6/2023	10/6/2023	4/6/2024	4/6/2025
30	91	183	275	365	548	731	1096

For more information on the Libor replacement, contact: Rocco Chierici: 312-373-5439 SVP the Fixed Income Group at I
Corrine Baynes: 800-367-3349 VP the Fixed Income Group at R.

The risk of loss in trading futures and/or options is substantial, and each investor and/or trader must consider whether this is a suitable investment.

See our full disclaimer at www.rjobrien.com. Copyright © 2022 RJO FIG

THE STIR CURVE: Distributed by The Fixed Income Group at RJ O'Brien



**** Futures indicative prices supplied for analytics purposes only. Rates are not intended as a real-time offer to buy or sell.**

The risk of loss in trading futures and/or options is substantial, and each investor and/or trader must consider whether this is a suitable investment.

See our full disclaimer at www.rjobrien.com. Copyright © 2022 RJO FIG

THE STIR CURVE: Distributed by The Fixed Income Group at RJ O'Brien

4/6/2022 10:01

ct

RJO
IO

The risk of loss in trading futures and/or options is substantial, and each investor and/or trader must consider whether this is a suitable investment. See our full disclaimer at www.rjobrien.com. Copyright © 2022 RJO FIG

THE STIR CURVE: Distributed by The Fixed Income Group at RJ O'Brien

The risk of loss in trading futures and/or options is substantial, and each investor and/or trader must consider whether this is a suitable investment.
See our full disclaimer at www.rjobrien.com. Copyright © 2022 RJO FIG