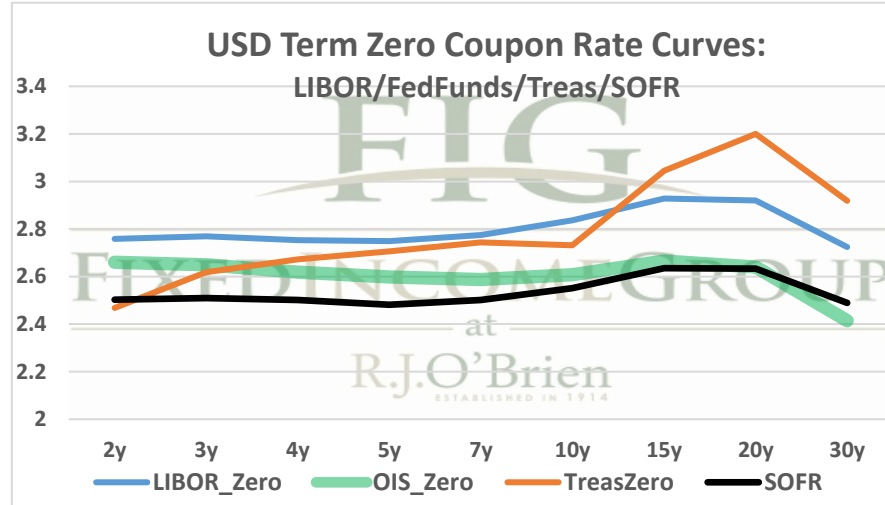
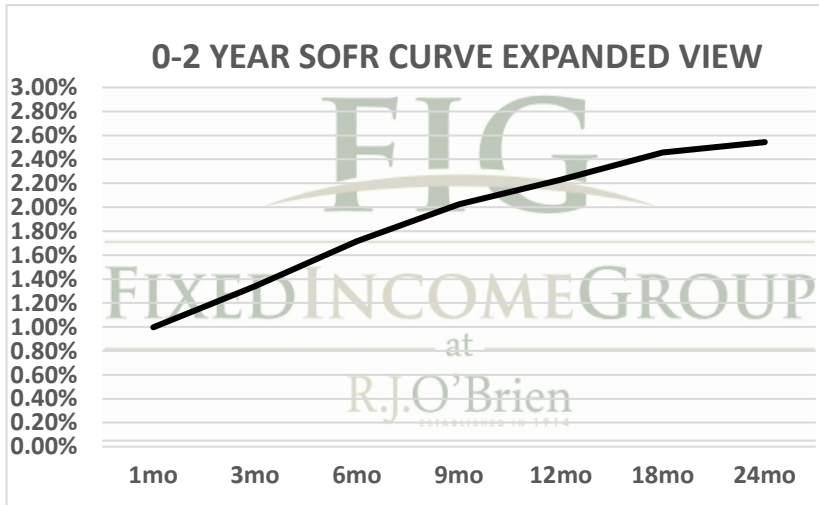


THE STIR CURVE: Distributed by The Fixed Income Group at RJ O'Brien

Making the change from LIBOR to a new reference rate is not an insignificant exercise. It will take planning and changes to processes and systems. Sonia and SOFR appear likely to offer a few options for users: compounded, setting in arrears (currently used in OIS markets) or a term rate setting in advance like LIBOR. You have questions, we have answers.



** Futures indicative prices supplied for analytics purposes only. Rates are not intended as a real-time offer to buy or sell.

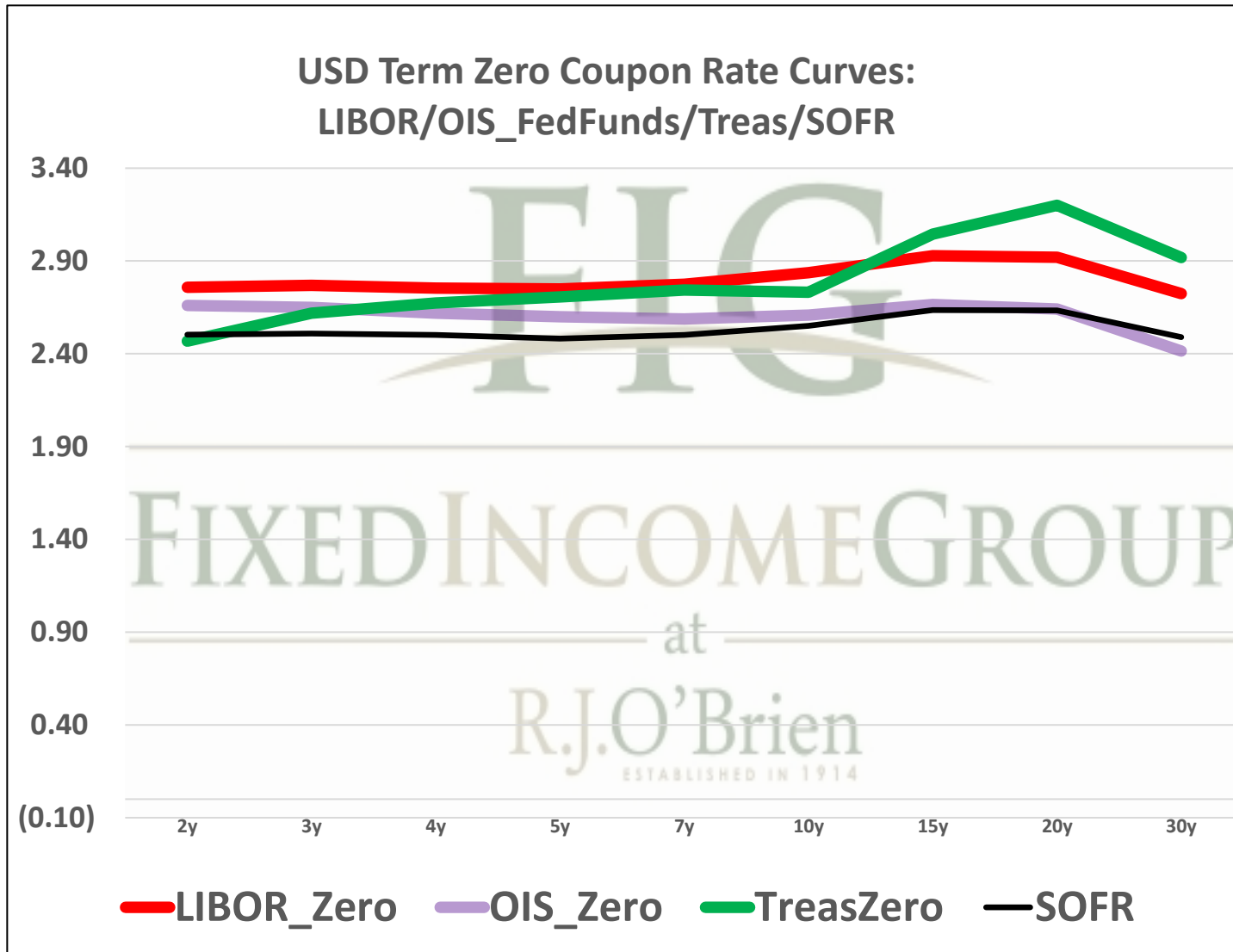
Term SOFR from 1-day Returns							
0.99681%	1.33939%	1.71667%	2.02301%	2.22902%	2.45810%	2.54348%	2.60441%
1.00085837	1.003422898	1.008774117	1.01550971	1.022599827	1.03748606	1.051646711	1.079289927
1mo	3mo	6mo	9mo	12mo	18mo	24mo	36mo
5/26/2022	5/26/2022	5/26/2022	5/26/2022	5/26/2022	5/26/2022	5/26/2022	5/26/2022
6/25/2022	8/25/2022	11/25/2022	2/25/2023	5/25/2023	11/25/2023	5/25/2024	5/25/2025
31	92	184	276	365	549	731	1096
AMERIBOR 30T Term Curve							
1.00658%	1.31144%	1.76531%	2.10073%	2.32310%	2.57542%	2.66877%	2.73362%
1.00089473	1.003406027	1.009049041	1.01616397	1.023639235	1.039346767	1.054264923	1.08330511
1mo	3mo	6mo	9mo	12mo	18mo	24mo	36mo
5/26/2022	5/26/2022	5/26/2022	5/26/2022	5/26/2022	5/26/2022	5/26/2022	5/26/2022
6/26/2022	8/26/2022	11/26/2022	2/26/2023	5/26/2023	11/26/2023	5/26/2024	5/26/2025
31	92	184	276	365	549	731	1096

For more information on the Libor replacement, contact: Rocco Chierici: 312-373-5439 SVP the Fixed Income Group at I
Corrine Baynes: 800-367-3349 VP the Fixed Income Group at R.

The risk of loss in trading futures and/or options is substantial, and each investor and/or trader must consider whether this is a suitable investment.

See our full disclaimer at www.rjobrien.com. Copyright © 2022 RJO FIG

THE STIR CURVE: Distributed by The Fixed Income Group at RJ O'Brien



**** Futures indicative prices supplied for analytics purposes only. Rates are not intended as a real-time offer to buy or sell.**

The risk of loss in trading futures and/or options is substantial, and each investor and/or trader must consider whether this is a suitable investment.

See our full disclaimer at www.rjobrien.com. Copyright © 2022 RJO FIG

THE STIR CURVE: Distributed by The Fixed Income Group at RJ O'Brien

5/26/2022 6:30

ct

RJO
IO

The risk of loss in trading futures and/or options is substantial, and each investor and/or trader must consider whether this is a suitable investment.
See our full disclaimer at www.rjobrien.com. Copyright © 2022 RJO FIG

THE STIR CURVE: Distributed by The Fixed Income Group at RJ O'Brien

The risk of loss in trading futures and/or options is substantial, and each investor and/or trader must consider whether this is a suitable investment.
See our full disclaimer at www.rjobrien.com. Copyright © 2022 RJO FIG