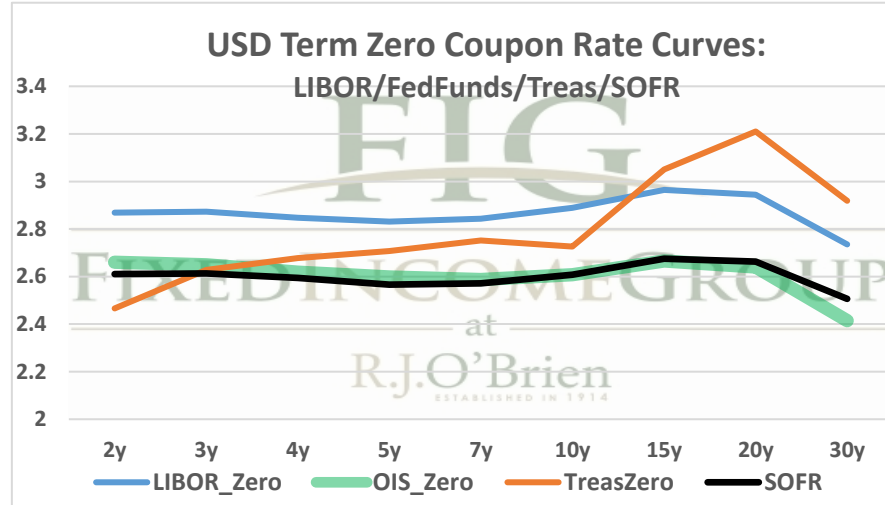
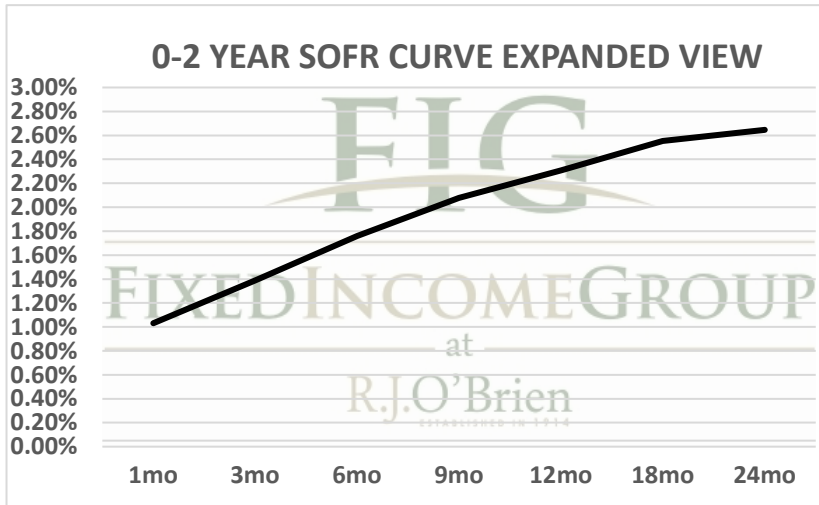


THE STIR CURVE: Distributed by The Fixed Income Group at RJ O'Brien

Making the change from LIBOR to a new reference rate is not an insignificant exercise. It will take planning and changes to processes and systems. Sonia and SOFR appear likely to offer a few options for users: compounded, setting in arrears (currently used in OIS markets) or a term rate setting in advance like LIBOR. You have questions, we have answers.



** Futures indicative prices supplied for analytics purposes only. Rates are not intended as a real-time offer to buy or sell.

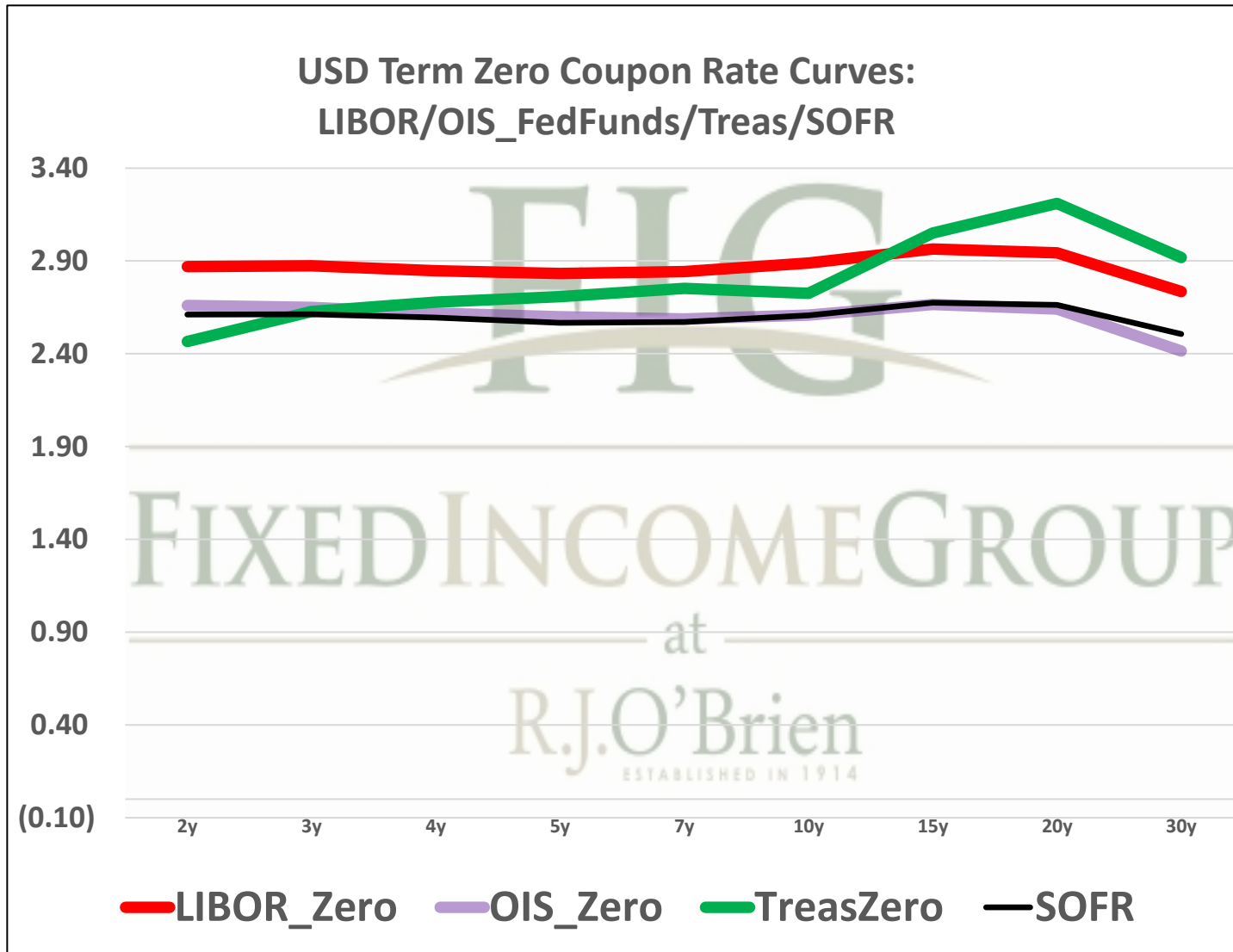
Term SOFR from 1-day Returns							
1.03105%	1.38750%	1.76000%	2.07761%	2.30751%	2.55262%	2.64614%	2.70709%
1.00085921	1.00354584	1.008946683	1.01575521	1.023395573	1.038856498	1.053731322	1.082415737
1mo	3mo	6mo	9mo	12mo	18mo	24mo	36mo
5/31/2022	5/31/2022	5/31/2022	5/31/2022	5/31/2022	5/31/2022	5/31/2022	5/31/2022
6/29/2022	8/30/2022	11/29/2022	2/27/2023	5/30/2023	11/29/2023	5/30/2024	5/30/2025
30	92	183	273	365	548	731	1096
AMERIBOR 30T Term Curve							
1.02440%	1.35738%	1.78489%	2.11559%	2.34607%	2.59497%	2.69299%	2.76248%
1.00088409	1.003522893	1.009144668	1.01612536	1.023872307	1.039585488	1.054764345	1.084173358
1mo	3mo	6mo	9mo	12mo	18mo	24mo	36mo
5/31/2022	5/31/2022	5/31/2022	5/31/2022	5/31/2022	5/31/2022	5/31/2022	5/31/2022
6/30/2022	8/31/2022	11/30/2022	2/28/2023	5/31/2023	11/30/2023	5/31/2024	5/31/2025
30	92	183	273	365	548	731	1096

For more information on the Libor replacement, contact: Rocco Chierici: 312-373-5439 SVP the Fixed Income Group at I
Corrine Baynes: 800-367-3349 VP the Fixed Income Group at R.

The risk of loss in trading futures and/or options is substantial, and each investor and/or trader must consider whether this is a suitable investment.

See our full disclaimer at www.rjobrien.com. Copyright © 2022 RJO FIG

THE STIR CURVE: Distributed by The Fixed Income Group at RJ O'Brien



**** Futures indicative prices supplied for analytics purposes only. Rates are not intended as a real-time offer to buy or sell.**

The risk of loss in trading futures and/or options is substantial, and each investor and/or trader must consider whether this is a suitable investment.
See our full disclaimer at www.rjobrien.com. Copyright © 2022 RJO FIG

THE STIR CURVE: Distributed by The Fixed Income Group at RJ O'Brien

5/31/2022 6:37

ct

RJO
IO

The risk of loss in trading futures and/or options is substantial, and each investor and/or trader must consider whether this is a suitable investment.
See our full disclaimer at www.rjobrien.com. Copyright © 2022 RJO FIG

THE STIR CURVE: Distributed by The Fixed Income Group at RJ O'Brien

The risk of loss in trading futures and/or options is substantial, and each investor and/or trader must consider whether this is a suitable investment.
See our full disclaimer at www.rjobrien.com. Copyright © 2022 RJO FIG