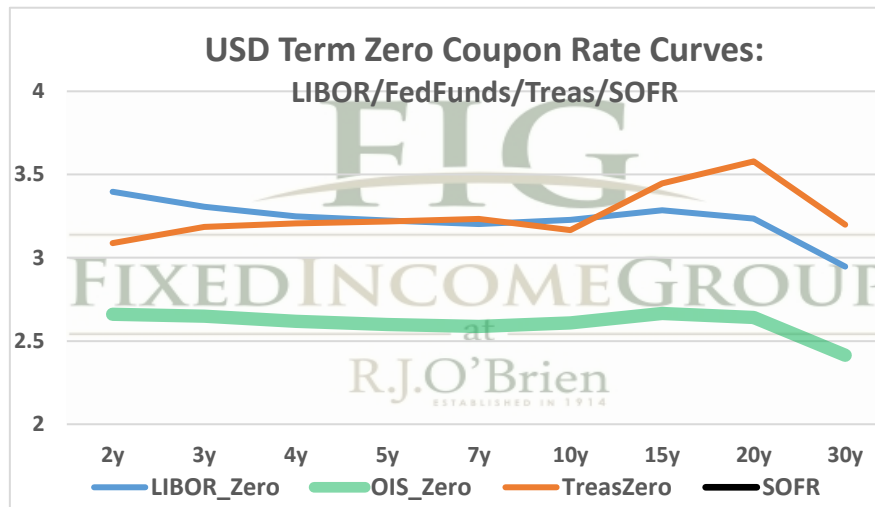
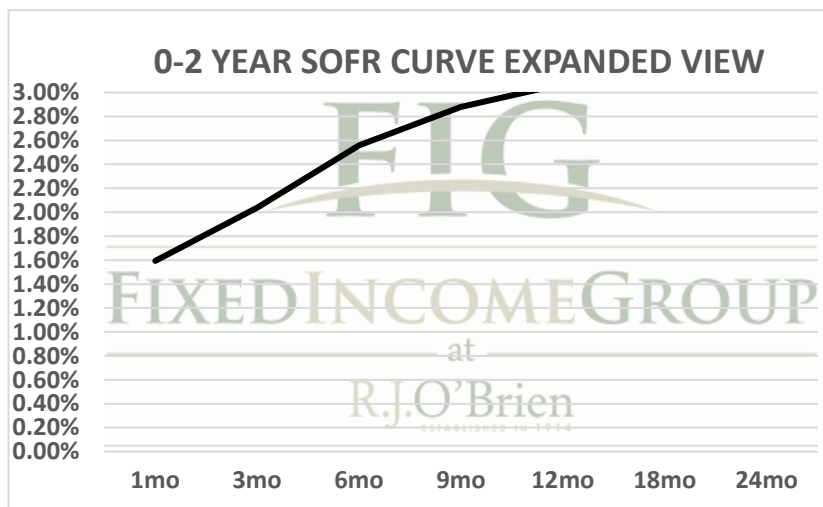


THE STIR CURVE: Distributed by The Fixed Income Group at RJ O'Brien

Making the change from LIBOR to a new reference rate is not an insignificant exercise. It will take planning and changes to processes and systems. Sonia and SOFR appear likely to offer a few options for users: compounded, setting in arrears (currently used in OIS markets) or a term rate setting in advance like LIBOR. You have questions, we have answers.



** Futures indicative prices supplied for analytics purposes only. Rates are not intended as a real-time offer to buy or sell.

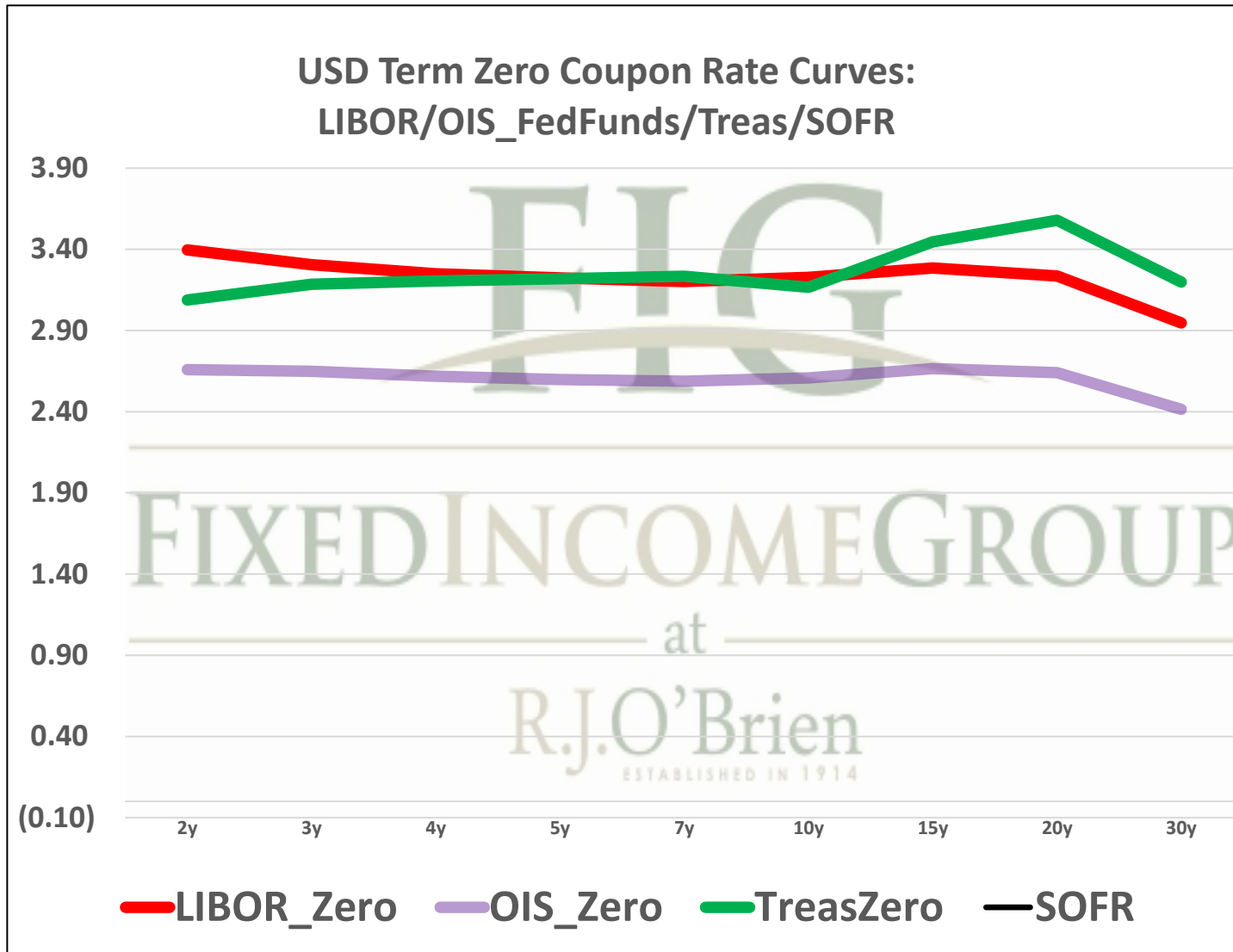
Term SOFR from 1-day Returns							
1.59359%	2.03856%	2.55951%	2.87971%	3.07124%	3.21050%	3.23370%	3.21986%
1.00132799	1.005209652	1.013010863	1.02183777	1.031138966	1.048870991	1.065662083	1.098026759
1mo	3mo	6mo	9mo	12mo	18mo	24mo	36mo
6/28/2022	6/28/2022	6/28/2022	6/28/2022	6/28/2022	6/28/2022	6/28/2022	6/28/2022
7/27/2022	9/27/2022	12/27/2022	3/27/2023	6/27/2023	12/27/2023	6/27/2024	6/27/2025
30	92	183	273	365	548	731	1096
AMERIBOR 30T Term Curve							
1.74740%	2.11230%	2.63688%	2.99052%	3.19126%	3.33599%	3.36250%	3.35318%
1.00110256	1.004887531	1.012695042	1.02194545	1.031621468	1.050099329	1.067622792	1.101439186
1mo	3mo	6mo	9mo	12mo	18mo	24mo	36mo
6/21/2022	6/21/2022	6/21/2022	6/21/2022	6/21/2022	6/21/2022	6/21/2022	6/21/2022
7/21/2022	9/21/2022	12/21/2022	3/21/2023	6/21/2023	12/21/2023	6/21/2024	6/21/2025
30	92	183	273	365	548	731	1096

For more information on the Libor replacement, contact: Rocco Chierici: 312-373-5439 SVP the Fixed Income Group at I
Corrine Baynes: 800-367-3349 VP the Fixed Income Group at R.

The risk of loss in trading futures and/or options is substantial, and each investor and/or trader must consider whether this is a suitable investment.

See our full disclaimer at www.rjobrien.com. Copyright © 2022 RJO FIG

THE STIR CURVE: Distributed by The Fixed Income Group at RJ O'Brien



**** Futures indicative prices supplied for analytics purposes only. Rates are not intended as a real-time offer to buy or sell.**

The risk of loss in trading futures and/or options is substantial, and each investor and/or trader must consider whether this is a suitable investment.
See our full disclaimer at www.rjobrien.com. Copyright © 2022 RJO FIG

THE STIR CURVE: Distributed by The Fixed Income Group at RJ O'Brien

6/29/2022 6:36

ct

RJO
IO

The risk of loss in trading futures and/or options is substantial, and each investor and/or trader must consider whether this is a suitable investment. See our full disclaimer at www.rjobrien.com. Copyright © 2022 RJO FIG

THE STIR CURVE: Distributed by The Fixed Income Group at RJ O'Brien

The risk of loss in trading futures and/or options is substantial, and each investor and/or trader must consider whether this is a suitable investment.
See our full disclaimer at www.rjobrien.com. Copyright © 2022 RJO FIG