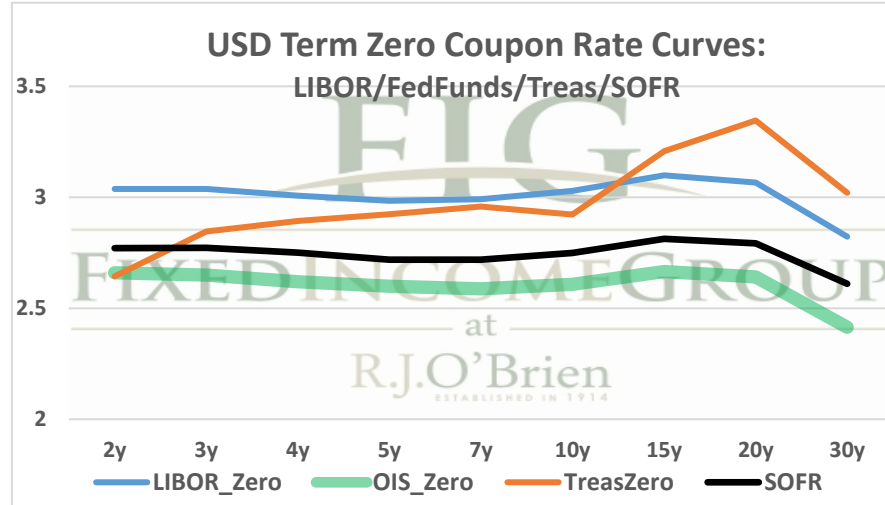
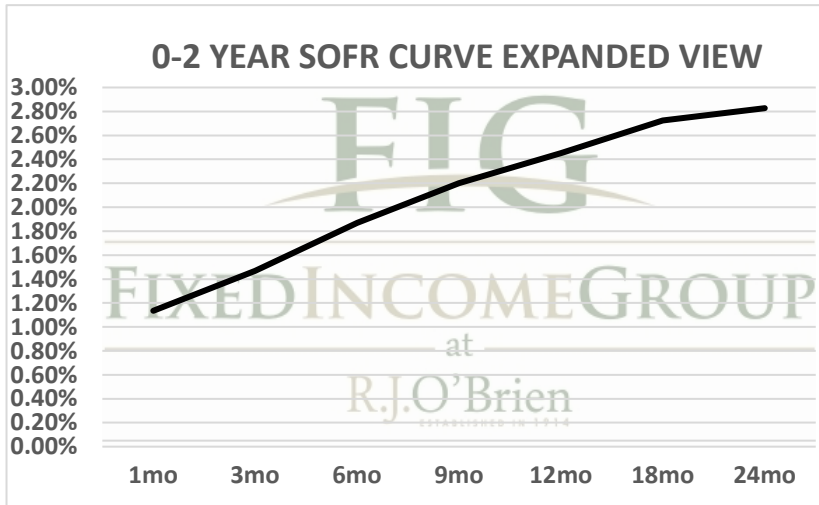


THE STIR CURVE: Distributed by The Fixed Income Group at RJ O'Brien

Making the change from LIBOR to a new reference rate is not an insignificant exercise. It will take planning and changes to processes and systems. Sonia and SOFR appear likely to offer a few options for users: compounded, setting in arrears (currently used in OIS markets) or a term rate setting in advance like LIBOR. You have questions, we have answers.



** Futures indicative prices supplied for analytics purposes only. Rates are not intended as a real-time offer to buy or sell.

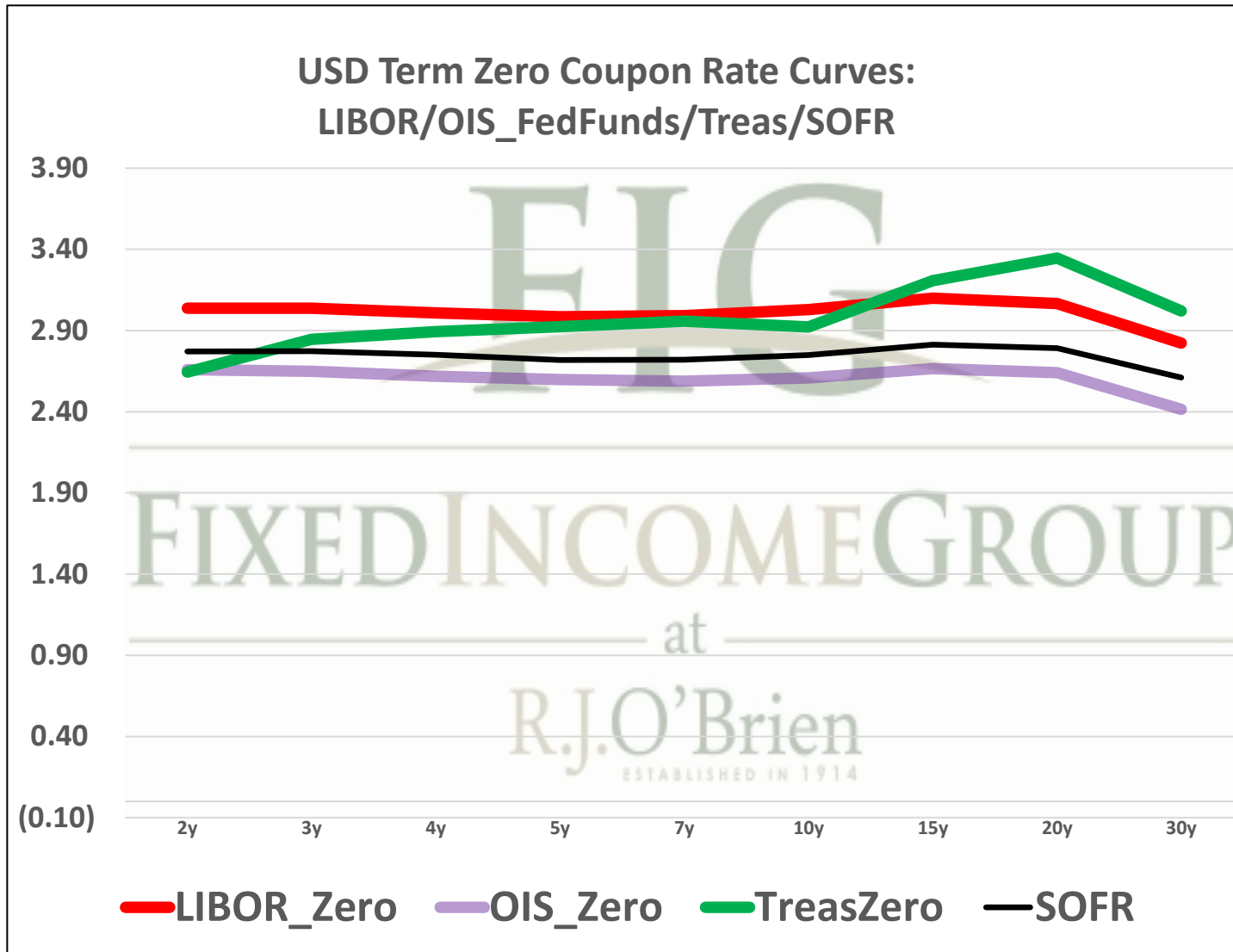
Term SOFR from 1-day Returns							
1.13494%	1.46864%	1.86789%	2.20116%	2.45049%	2.72401%	2.82705%	2.89023%
1.00094578	1.003753186	1.009495105	1.01669211	1.024845287	1.041465488	1.057404906	1.087991309
1mo	3mo	6mo	9mo	12mo	18mo	24mo	36mo
6/6/2022	6/6/2022	6/6/2022	6/6/2022	6/6/2022	6/6/2022	6/6/2022	6/6/2022
7/5/2022	9/5/2022	12/5/2022	3/5/2023	6/5/2023	12/5/2023	6/5/2024	6/5/2025
30	92	183	273	365	548	731	1096
AMERIBOR 30T Term Curve							
1.05189%	1.43205%	1.89428%	2.25960%	2.52003%	2.80935%	2.92206%	2.99480%
1.00090693	1.003714962	1.0097053	1.01722362	1.025643836	1.042857182	1.059422967	1.091261863
1mo	3mo	6mo	9mo	12mo	18mo	24mo	36mo
6/6/2022	6/6/2022	6/6/2022	6/6/2022	6/6/2022	6/6/2022	6/6/2022	6/6/2022
7/6/2022	9/6/2022	12/6/2022	3/6/2023	6/6/2023	12/6/2023	6/6/2024	6/6/2025
30	92	183	273	365	548	731	1096

For more information on the Libor replacement, contact: Rocco Chierici: 312-373-5439 SVP the Fixed Income Group at I
Corrine Baynes: 800-367-3349 VP the Fixed Income Group at R.

The risk of loss in trading futures and/or options is substantial, and each investor and/or trader must consider whether this is a suitable investment.

See our full disclaimer at www.rjobrien.com. Copyright © 2022 RJO FIG

THE STIR CURVE: Distributed by The Fixed Income Group at RJ O'Brien



**** Futures indicative prices supplied for analytics purposes only. Rates are not intended as a real-time offer to buy or sell.**

The risk of loss in trading futures and/or options is substantial, and each investor and/or trader must consider whether this is a suitable investment. See our full disclaimer at www.rjobrien.com. Copyright © 2022 RJO FIG

THE STIR CURVE: Distributed by The Fixed Income Group at RJ O'Brien

6/6/2022 6:35

ct

RJO
IO

The risk of loss in trading futures and/or options is substantial, and each investor and/or trader must consider whether this is a suitable investment. See our full disclaimer at www.rjobrien.com. Copyright © 2022 RJO FIG

THE STIR CURVE: Distributed by The Fixed Income Group at RJ O'Brien

The risk of loss in trading futures and/or options is substantial, and each investor and/or trader must consider whether this is a suitable investment.
See our full disclaimer at www.rjobrien.com. Copyright © 2022 RJO FIG