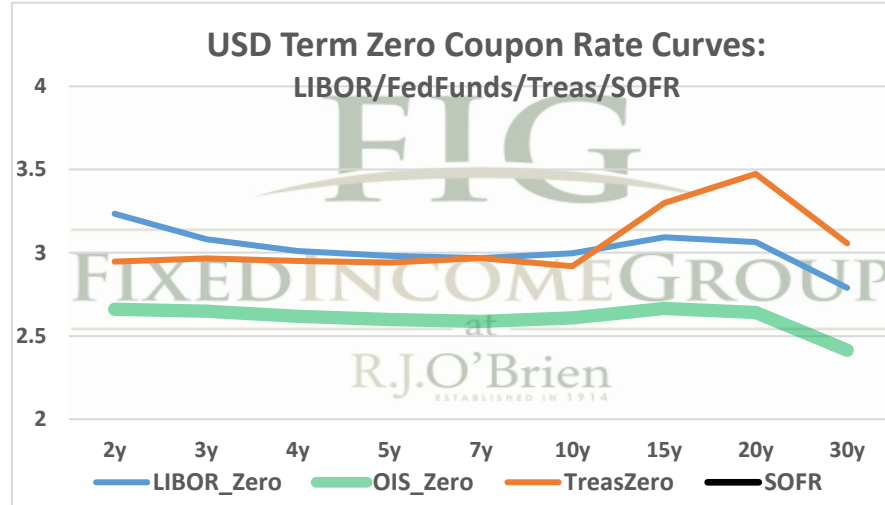
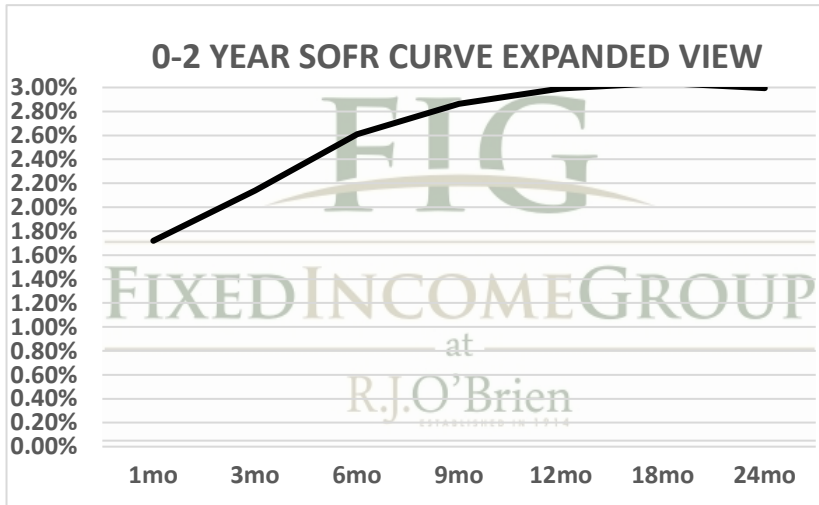


THE STIR CURVE: Distributed by The Fixed Income Group at RJ O'Brien

Making the change from LIBOR to a new reference rate is not an insignificant exercise. It will take planning and changes to processes and systems. Sonia and SOFR appear likely to offer a few options for users: compounded, setting in arrears (currently used in OIS markets) or a term rate setting in advance like LIBOR. You have questions, we have answers.



** Futures indicative prices supplied for analytics purposes only. Rates are not intended as a real-time offer to buy or sell.

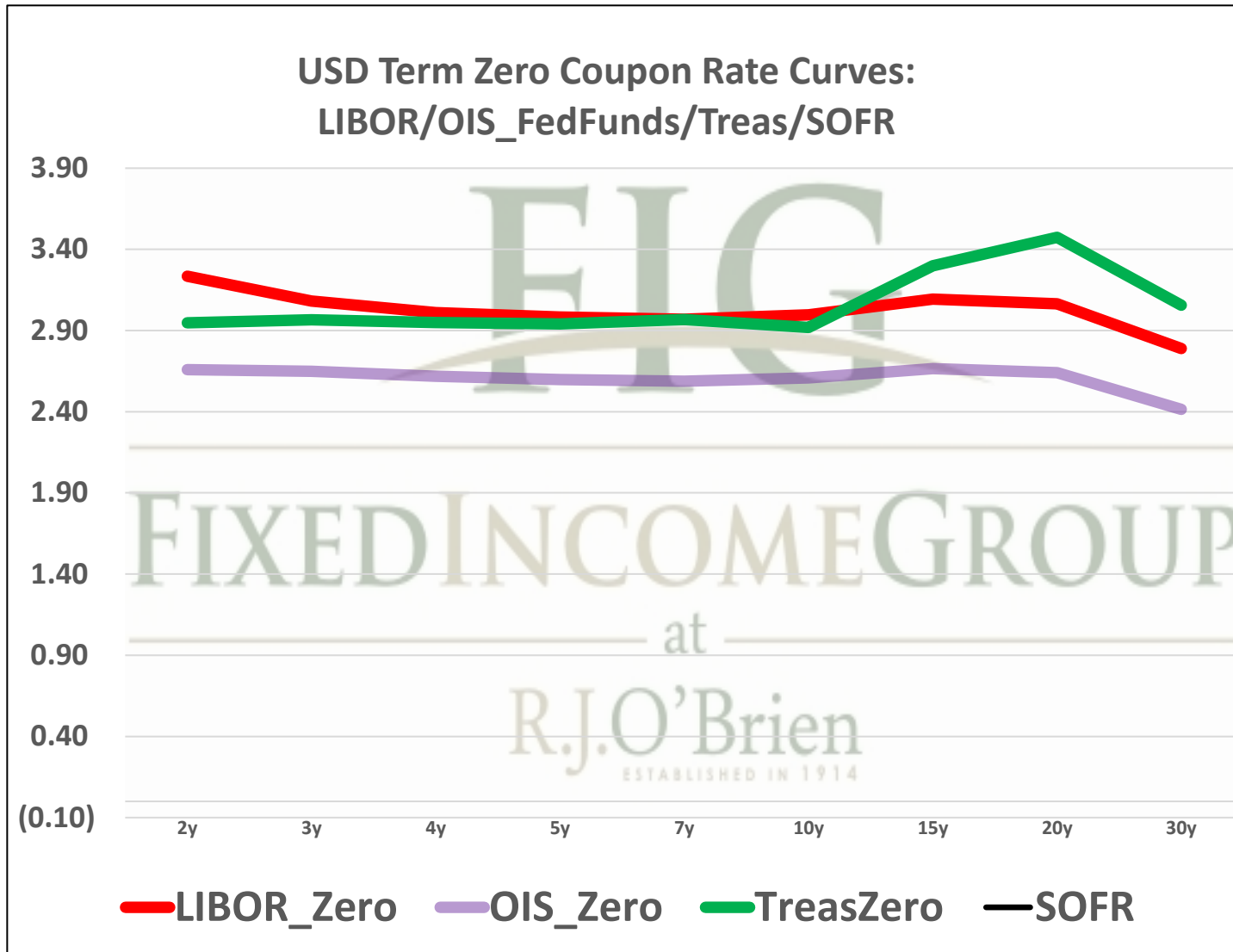
Term SOFR from 1-day Returns							
1.71952%	2.13990%	2.61059%	2.86323%	2.99189%	3.03812%	2.99319%	2.90019%
1.0014807	1.005468643	1.013343036	1.02179234	1.03033445	1.046331307	1.060778439	1.08829457
1mo	3mo	6mo	9mo	12mo	18mo	24mo	36mo
7/6/2022	7/6/2022	7/6/2022	7/6/2022	7/6/2022	7/6/2022	7/6/2022	7/6/2022
8/5/2022	10/5/2022	1/5/2023	4/5/2023	7/5/2023	1/5/2024	7/5/2024	7/5/2025
31	92	184	274	365	549	731	1096
AMERIBOR 30T Term Curve							
1.77915%	2.19143%	2.73573%	3.05247%	3.23545%	3.36154%	3.37935%	3.36377%
1.00148041	1.005527362	1.013830414	1.0231279	1.032698893	1.05116198	1.068526433	1.102315744
1mo	3mo	6mo	9mo	12mo	18mo	24mo	36mo
7/5/2022	7/5/2022	7/5/2022	7/5/2022	7/5/2022	7/5/2022	7/5/2022	7/5/2022
8/5/2022	10/5/2022	1/5/2023	4/5/2023	7/5/2023	1/5/2024	7/5/2024	7/5/2025
31	92	184	274	365	549	731	1096

For more information on the Libor replacement, contact: Rocco Chierici: 312-373-5439 SVP the Fixed Income Group at I
Corrine Baynes: 800-367-3349 VP the Fixed Income Group at R.

The risk of loss in trading futures and/or options is substantial, and each investor and/or trader must consider whether this is a suitable investment.

See our full disclaimer at www.rjobrien.com. Copyright © 2022 RJO FIG

THE STIR CURVE: Distributed by The Fixed Income Group at RJ O'Brien



**** Futures indicative prices supplied for analytics purposes only. Rates are not intended as a real-time offer to buy or sell.**

The risk of loss in trading futures and/or options is substantial, and each investor and/or trader must consider whether this is a suitable investment.
See our full disclaimer at www.rjobrien.com. Copyright © 2022 RJO FIG

THE STIR CURVE: Distributed by The Fixed Income Group at RJ O'Brien

7/7/2022 6:40

ct

RJO
IO

The risk of loss in trading futures and/or options is substantial, and each investor and/or trader must consider whether this is a suitable investment.
See our full disclaimer at www.rjobrien.com. Copyright © 2022 RJO FIG

THE STIR CURVE: Distributed by The Fixed Income Group at RJ O'Brien

The risk of loss in trading futures and/or options is substantial, and each investor and/or trader must consider whether this is a suitable investment.
See our full disclaimer at www.rjobrien.com. Copyright © 2022 RJO FIG