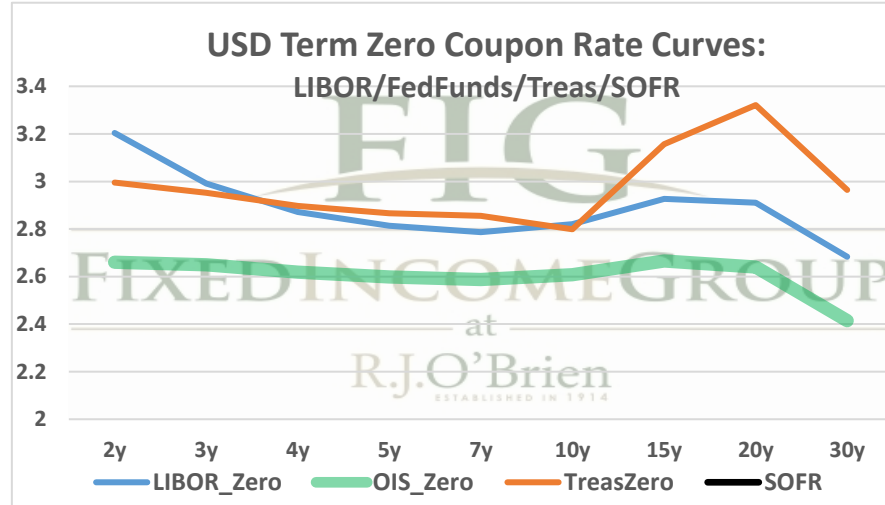
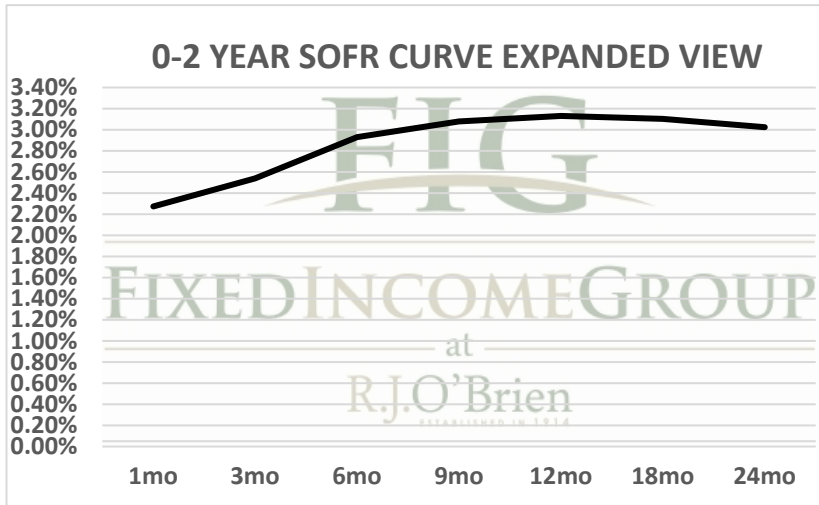


# THE STIR CURVE: Distributed by The Fixed Income Group at RJ O'Brien

Making the change from LIBOR to a new reference rate is not an insignificant exercise. It will take planning and changes to processes and systems. Sonia and SOFR appear likely to offer a few options for users: compounded, setting in arrears (currently used in OIS markets) or a term rate setting in advance like LIBOR. You have questions, we have answers.



\*\* Futures indicative prices supplied for analytics purposes only. Rates are not intended as a real-time offer to buy or sell.

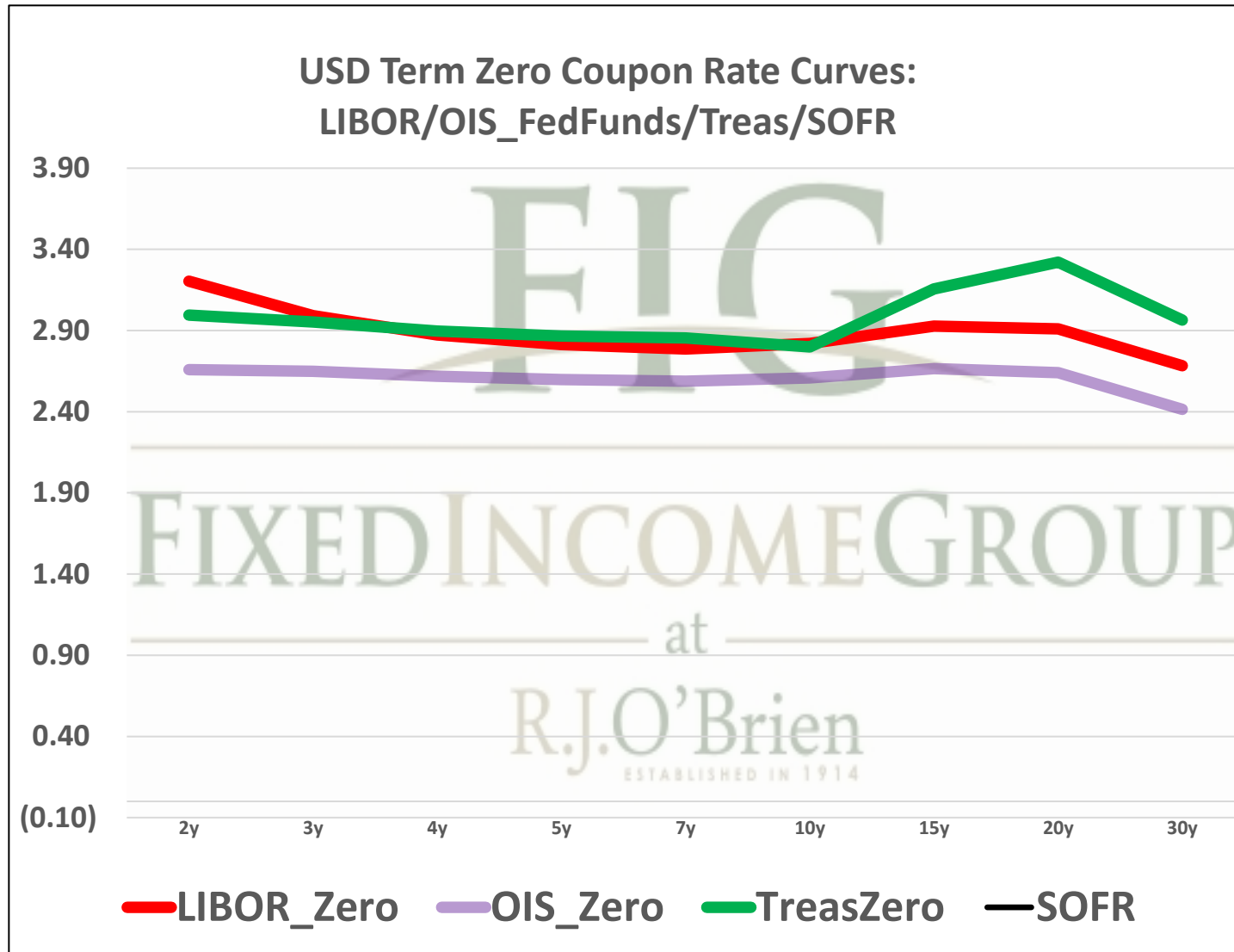
Term SOFR from 1-day Returns							
2.27337%	2.53969%	2.93138%	3.07958%	3.13045%	3.10395%	3.02544%	2.87931%
1.00195762	1.006490321	1.014982627	1.02343903	1.031739265	1.04733524	1.061433338	1.087658906
1mo	3mo	6mo	9mo	12mo	18mo	24mo	36mo
7/26/2022	7/26/2022	7/26/2022	7/26/2022	7/26/2022	7/26/2022	7/26/2022	7/26/2022
8/25/2022	10/25/2022	1/25/2023	4/25/2023	7/25/2023	1/25/2024	7/25/2024	7/25/2025
31	92	184	274	365	549	731	1096
AMERIBOR 30T Term Curve							
1.96764%	2.38863%	2.90912%	3.18386%	3.33053%	3.41501%	3.41525%	3.38603%
1.00176148	1.006188448	1.014970453	1.02433863	1.033870521	1.052175909	1.069441743	1.103181479
1mo	3mo	6mo	9mo	12mo	18mo	24mo	36mo
7/26/2022	7/26/2022	7/26/2022	7/26/2022	7/26/2022	7/26/2022	7/26/2022	7/26/2022
8/26/2022	10/26/2022	1/26/2023	4/26/2023	7/26/2023	1/26/2024	7/26/2024	7/26/2025
31	92	184	274	365	549	731	1096

For more information on the Libor replacement, contact: Rocco Chierici: 312-373-5439 SVP the Fixed Income Group at I  
Corrine Baynes: 800-367-3349 VP the Fixed Income Group at R.

The risk of loss in trading futures and/or options is substantial, and each investor and/or trader must consider whether this is a suitable investment.

See our full disclaimer at [www.rjobrien.com](http://www.rjobrien.com). Copyright © 2022 RJO FIG

## THE STIR CURVE: Distributed by The Fixed Income Group at RJ O'Brien



**\*\* Futures indicative prices supplied for analytics purposes only. Rates are not intended as a real-time offer to buy or sell.**

The risk of loss in trading futures and/or options is substantial, and each investor and/or trader must consider whether this is a suitable investment.

See our full disclaimer at [www.rjobrien.com](http://www.rjobrien.com). Copyright © 2022 RJO FIG

# THE STIR CURVE: Distributed by The Fixed Income Group at RJ O'Brien

7/26/2022 6:33

ct

RJO  
IO

The risk of loss in trading futures and/or options is substantial, and each investor and/or trader must consider whether this is a suitable investment.  
See our full disclaimer at [www.rjobrien.com](http://www.rjobrien.com). Copyright © 2022 RJO FIG

# **THE STIR CURVE: Distributed by The Fixed Income Group at RJ O'Brien**

The risk of loss in trading futures and/or options is substantial, and each investor and/or trader must consider whether this is a suitable investment.  
See our full disclaimer at [www.rjobrien.com](http://www.rjobrien.com). Copyright © 2022 RJO FIG