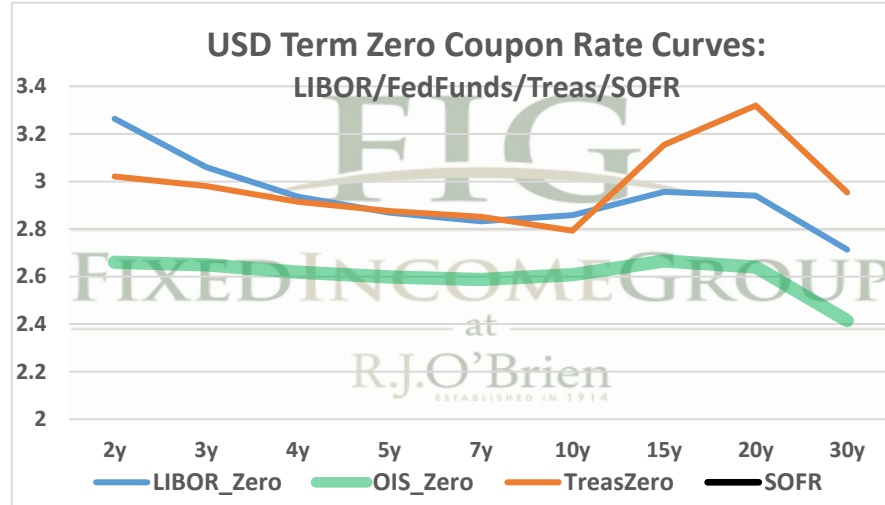
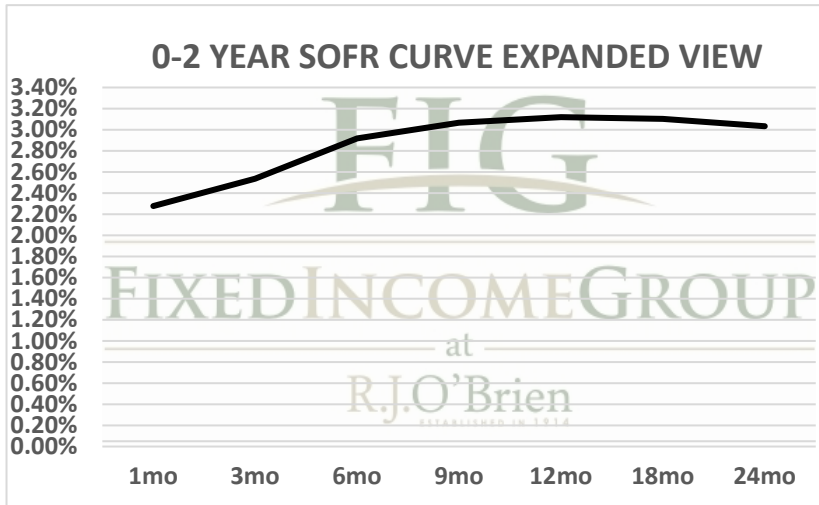


# THE STIR CURVE: Distributed by The Fixed Income Group at RJ O'Brien

Making the change from LIBOR to a new reference rate is not an insignificant exercise. It will take planning and changes to processes and systems. Sonia and SOFR appear likely to offer a few options for users: compounded, setting in arrears (currently used in OIS markets) or a term rate setting in advance like LIBOR. You have questions, we have answers.



\*\* Futures indicative prices supplied for analytics purposes only. Rates are not intended as a real-time offer to buy or sell.

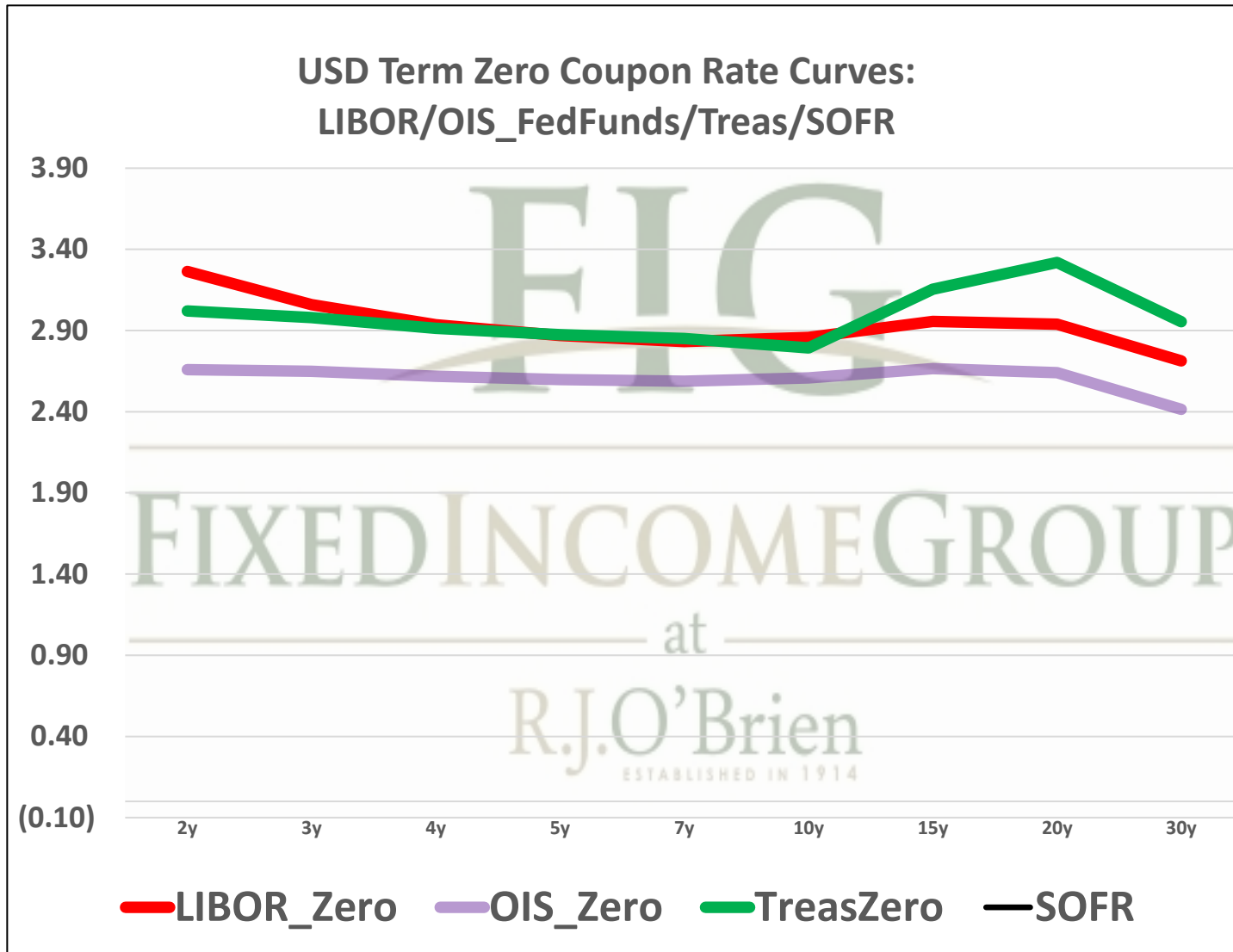
Term SOFR from 1-day Returns							
2.27716%	2.53552%	2.91771%	3.06508%	3.11923%	3.10288%	3.03386%	2.89077%
1.00196089	1.006479654	1.014912734	1.02332865	1.031625532	1.047318946	1.06160421	1.088007947
1mo	3mo	6mo	9mo	12mo	18mo	24mo	36mo
7/26/2022	7/26/2022	7/26/2022	7/26/2022	7/26/2022	7/26/2022	7/26/2022	7/26/2022
8/25/2022	10/25/2022	1/25/2023	4/25/2023	7/25/2023	1/25/2024	7/25/2024	7/25/2025
31	92	184	274	365	549	731	1096
AMERIBOR 30T Term Curve							
2.05374%	2.47471%	2.96439%	3.16768%	3.24123%	3.24291%	3.18453%	3.05585%
1.00174376	1.006324253	1.015151311	1.02410958	1.032862441	1.049460622	1.064679291	1.093042197
1mo	3mo	6mo	9mo	12mo	18mo	24mo	36mo
7/26/2022	7/26/2022	7/26/2022	7/26/2022	7/26/2022	7/26/2022	7/26/2022	7/26/2022
8/26/2022	10/26/2022	1/26/2023	4/26/2023	7/26/2023	1/26/2024	7/26/2024	7/26/2025
31	92	184	274	365	549	731	1096

For more information on the Libor replacement, contact: Rocco Chierici: 312-373-5439 SVP the Fixed Income Group at I  
Corrine Baynes: 800-367-3349 VP the Fixed Income Group at R.

The risk of loss in trading futures and/or options is substantial, and each investor and/or trader must consider whether this is a suitable investment.

See our full disclaimer at [www.rjobrien.com](http://www.rjobrien.com). Copyright © 2022 RJO FIG

# THE STIR CURVE: Distributed by The Fixed Income Group at RJ O'Brien



**\*\* Futures indicative prices supplied for analytics purposes only. Rates are not intended as a real-time offer to buy or sell.**

The risk of loss in trading futures and/or options is substantial, and each investor and/or trader must consider whether this is a suitable investment.

See our full disclaimer at [www.rjobrien.com](http://www.rjobrien.com). Copyright © 2022 RJO FIG

# THE STIR CURVE: Distributed by The Fixed Income Group at RJ O'Brien

7/27/2022 6:41

ct

RJO  
IO

The risk of loss in trading futures and/or options is substantial, and each investor and/or trader must consider whether this is a suitable investment.  
See our full disclaimer at [www.rjobrien.com](http://www.rjobrien.com). Copyright © 2022 RJO FIG

# **THE STIR CURVE: Distributed by The Fixed Income Group at RJ O'Brien**

The risk of loss in trading futures and/or options is substantial, and each investor and/or trader must consider whether this is a suitable investment.  
See our full disclaimer at [www.rjobrien.com](http://www.rjobrien.com). Copyright © 2022 RJO FIG