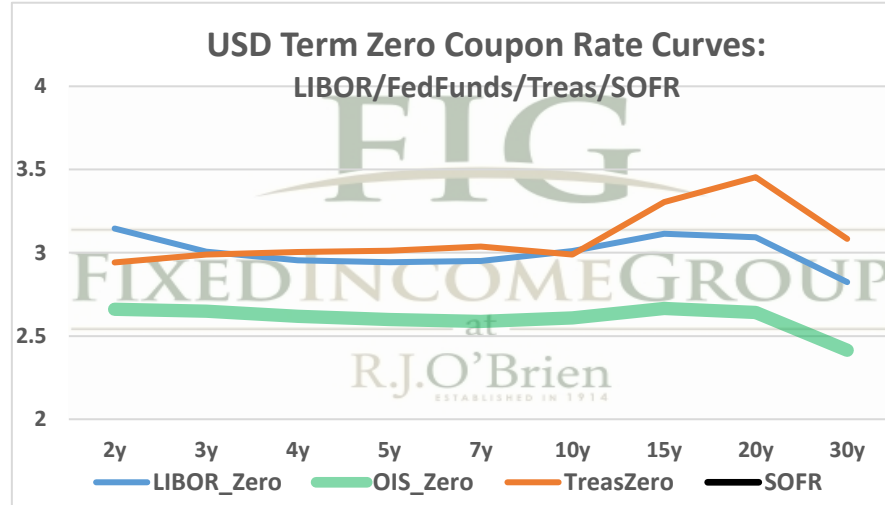
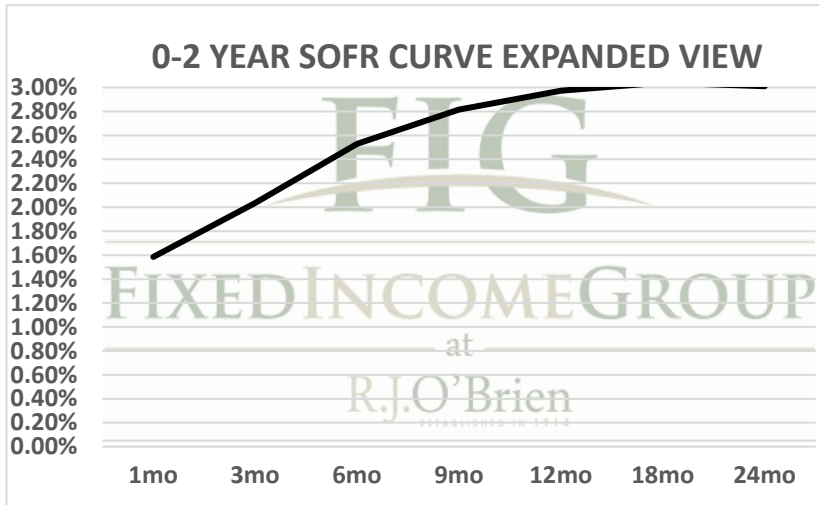


THE STIR CURVE: Distributed by The Fixed Income Group at RJ O'Brien

Making the change from LIBOR to a new reference rate is not an insignificant exercise. It will take planning and changes to processes and systems. Sonia and SOFR appear likely to offer a few options for users: compounded, setting in arrears (currently used in OIS markets) or a term rate setting in advance like LIBOR. You have questions, we have answers.



** Futures indicative prices supplied for analytics purposes only. Rates are not intended as a real-time offer to buy or sell.

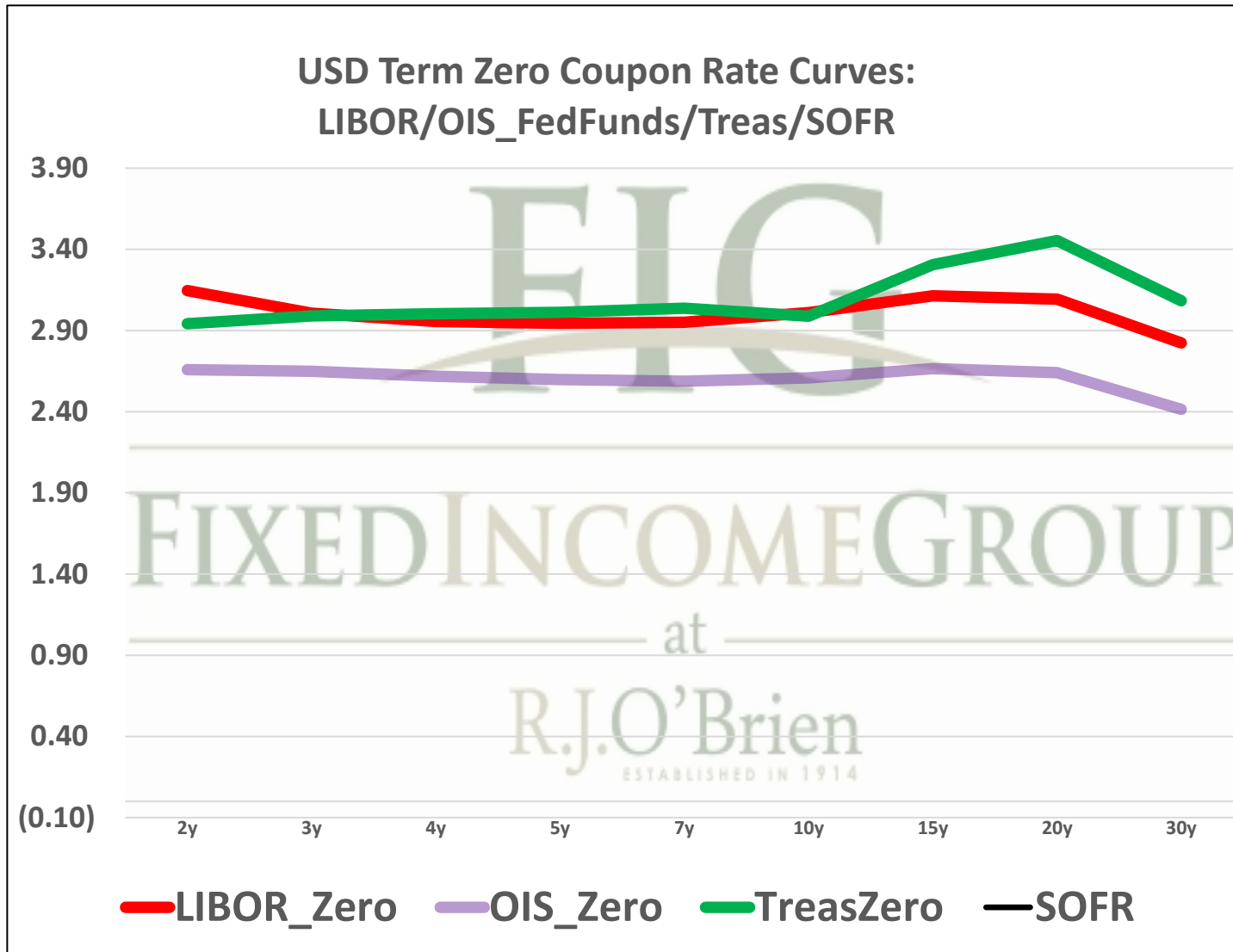
Term SOFR from 1-day Returns							
1.58479%	2.03454%	2.52957%	2.81505%	2.97180%	3.04090%	3.00924%	2.93293%
1.00132066	1.00519937	1.012858642	1.02134749	1.030130781	1.046289299	1.061104379	1.089291409
1mo	3mo	6mo	9mo	12mo	18mo	24mo	36mo
6/30/2022	6/30/2022	6/30/2022	6/30/2022	6/30/2022	6/30/2022	6/30/2022	6/30/2022
7/29/2022	9/29/2022	12/29/2022	3/29/2023	6/29/2023	12/29/2023	6/29/2024	6/29/2025
30	92	183	273	365	548	731	1096
AMERIBOR 30T Term Curve							
1.76027%	2.14377%	2.66915%	3.01407%	3.20576%	3.34275%	3.36687%	3.35596%
1.00101064	1.004795264	1.012602058	1.02185162	1.031526746	1.050002911	1.067524765	1.101338054
1mo	3mo	6mo	9mo	12mo	18mo	24mo	36mo
6/21/2022	6/21/2022	6/21/2022	6/21/2022	6/21/2022	6/21/2022	6/21/2022	6/21/2022
7/21/2022	9/21/2022	12/21/2022	3/21/2023	6/21/2023	12/21/2023	6/21/2024	6/21/2025
30	92	183	273	365	548	731	1096

For more information on the Libor replacement, contact: Rocco Chierici: 312-373-5439 SVP the Fixed Income Group at I
Corrine Baynes: 800-367-3349 VP the Fixed Income Group at R.

The risk of loss in trading futures and/or options is substantial, and each investor and/or trader must consider whether this is a suitable investment.

See our full disclaimer at www.rjobrien.com. Copyright © 2022 RJO FIG

THE STIR CURVE: Distributed by The Fixed Income Group at RJ O'Brien



**** Futures indicative prices supplied for analytics purposes only. Rates are not intended as a real-time offer to buy or sell.**

The risk of loss in trading futures and/or options is substantial, and each investor and/or trader must consider whether this is a suitable investment.

See our full disclaimer at www.rjobrien.com. Copyright © 2022 RJO FIG

THE STIR CURVE: Distributed by The Fixed Income Group at RJ O'Brien

7/1/2022 6:41

ct

RJO
IO

The risk of loss in trading futures and/or options is substantial, and each investor and/or trader must consider whether this is a suitable investment.
See our full disclaimer at www.rjobrien.com. Copyright © 2022 RJO FIG

THE STIR CURVE: Distributed by The Fixed Income Group at RJ O'Brien

The risk of loss in trading futures and/or options is substantial, and each investor and/or trader must consider whether this is a suitable investment.
See our full disclaimer at www.rjobrien.com. Copyright © 2022 RJO FIG