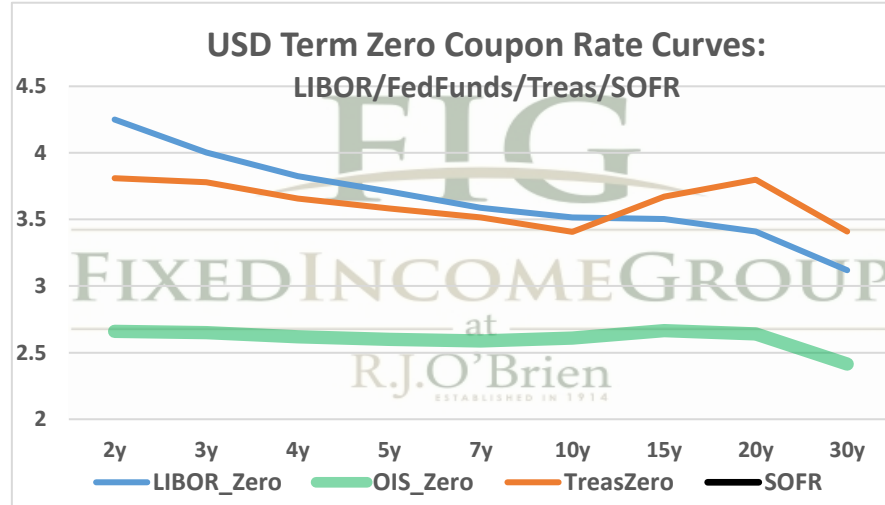
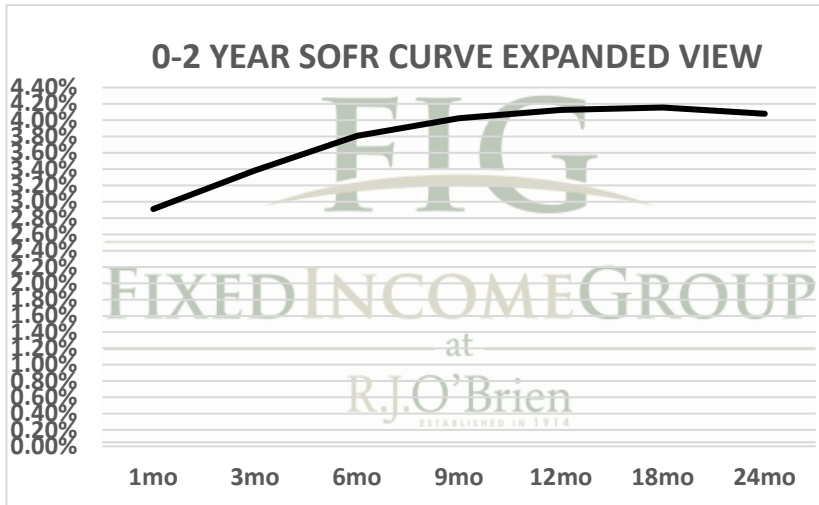


THE STIR CURVE: Distributed by The Fixed Income Group at RJ O'Brien

Making the change from LIBOR to a new reference rate is not an insignificant exercise. It will take planning and changes to processes and systems. Sonia and SOFR appear likely to offer a few options for users: compounded, setting in arrears (currently used in OIS markets) or a term rate setting in advance like LIBOR. You have questions, we have answers.



** Futures indicative prices supplied for analytics purposes only. Rates are not intended as a real-time offer to buy or sell.

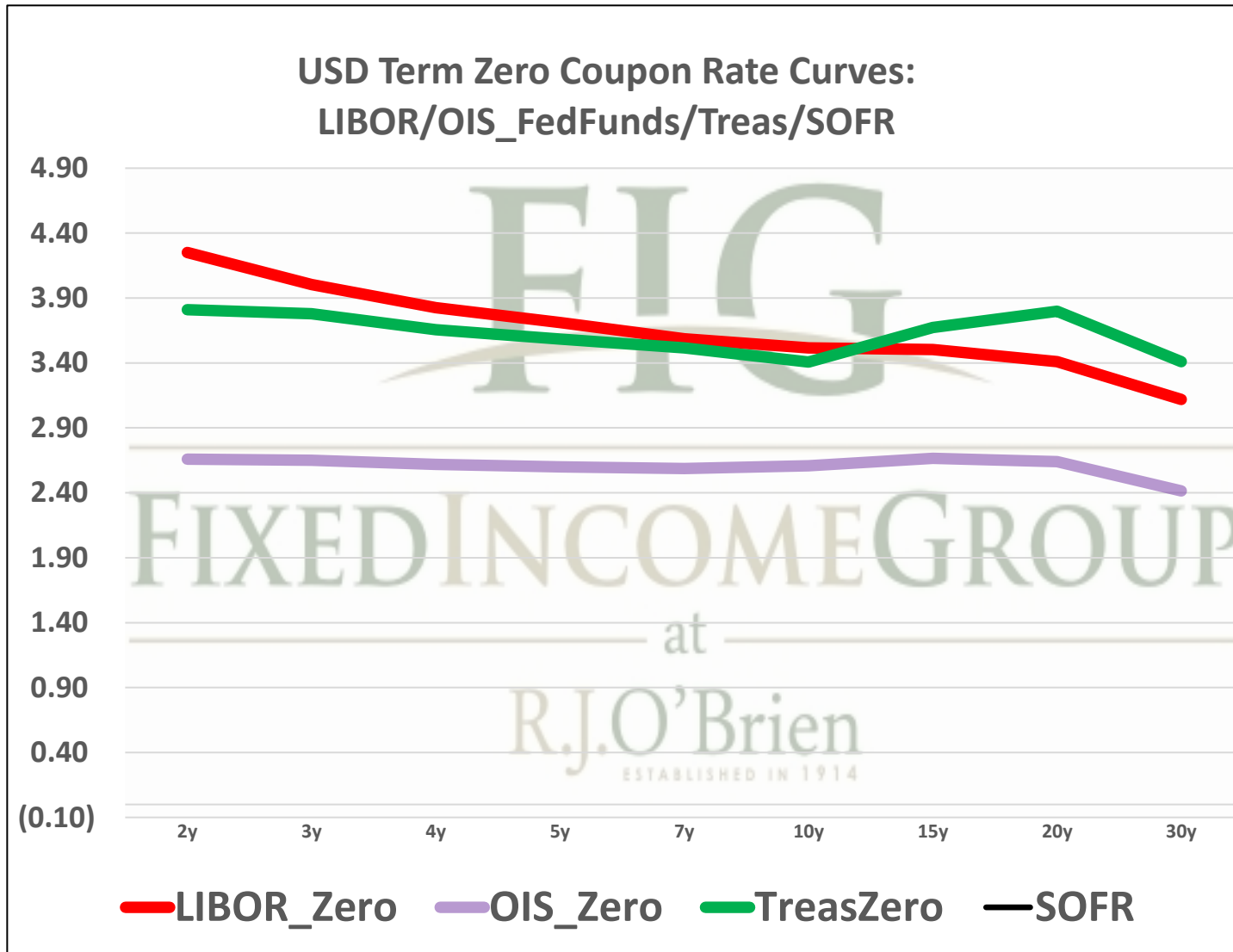
Term SOFR from 1-day Returns							
2.90950%	3.38481%	3.80755%	4.02487%	4.12407%	4.15436%	4.07852%	3.90259%
1.00242459	1.00855604	1.019143499	1.03052191	1.041813446	1.063123258	1.082816513	1.118812073
1mo	3mo	6mo	9mo	12mo	18mo	24mo	36mo
9/16/2022	9/16/2022	9/16/2022	9/16/2022	9/16/2022	9/16/2022	9/16/2022	9/16/2022
10/15/2022	12/15/2022	3/15/2023	6/15/2023	9/15/2023	3/15/2024	9/15/2024	9/15/2025
30	91	181	273	365	547	731	1096
AMERIBOR 30T Term Curve							
2.74675%	3.35499%	3.88329%	4.12001%	4.23170%	4.07187%	3.89575%	3.64106%
1.00106402	1.006771554	1.01754087	1.02925768	1.040949362	1.060329353	1.077665256	1.10949372
1mo	3mo	6mo	9mo	12mo	18mo	24mo	36mo
9/2/2022	9/2/2022	9/2/2022	9/2/2022	9/2/2022	9/2/2022	9/2/2022	9/2/2022
10/2/2022	12/2/2022	3/2/2023	6/2/2023	9/2/2023	3/2/2024	9/2/2024	9/2/2025
30	91	181	273	365	547	731	1096

For more information on the Libor replacement, contact: Rocco Chierici: 312-373-5439 SVP the Fixed Income Group at I
Corrine Baynes: 800-367-3349 VP the Fixed Income Group at R.

The risk of loss in trading futures and/or options is substantial, and each investor and/or trader must consider whether this is a suitable investment.

See our full disclaimer at www.rjobrien.com. Copyright © 2022 RJO FIG

THE STIR CURVE: Distributed by The Fixed Income Group at RJ O'Brien



**** Futures indicative prices supplied for analytics purposes only. Rates are not intended as a real-time offer to buy or sell.**

The risk of loss in trading futures and/or options is substantial, and each investor and/or trader must consider whether this is a suitable investment.

See our full disclaimer at www.rjobrien.com. Copyright © 2022 RJO FIG

THE STIR CURVE: Distributed by The Fixed Income Group at RJ O'Brien

9/19/2022 6:45

ct

RJO
IO

The risk of loss in trading futures and/or options is substantial, and each investor and/or trader must consider whether this is a suitable investment.
See our full disclaimer at www.rjobrien.com. Copyright © 2022 RJO FIG

THE STIR CURVE: Distributed by The Fixed Income Group at RJ O'Brien

The risk of loss in trading futures and/or options is substantial, and each investor and/or trader must consider whether this is a suitable investment.
See our full disclaimer at www.rjobrien.com. Copyright © 2022 RJO FIG