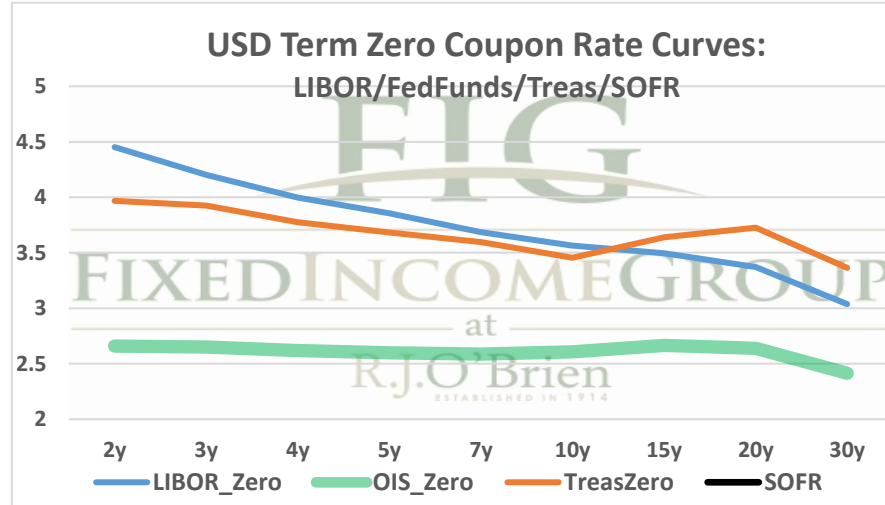
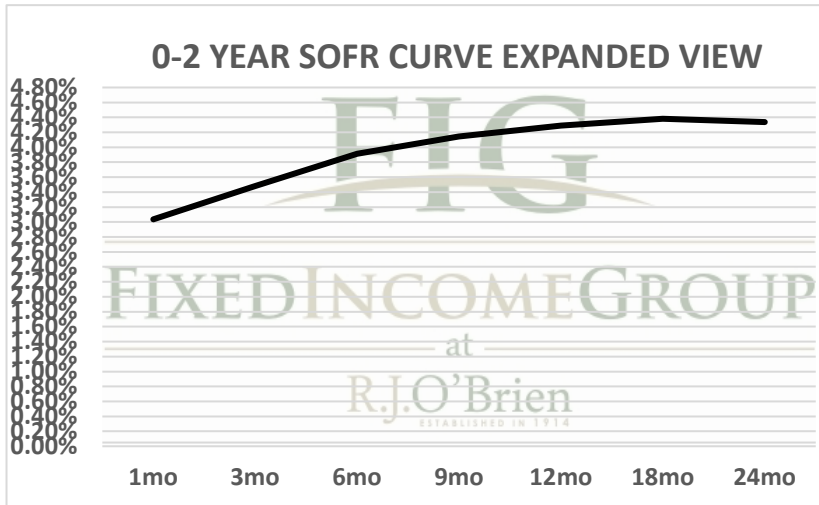


# THE STIR CURVE: Distributed by The Fixed Income Group at RJ O'Brien

Making the change from LIBOR to a new reference rate is not an insignificant exercise. It will take planning and changes to processes and systems. Sonia and SOFR appear likely to offer a few options for users: compounded, setting in arrears (currently used in OIS markets) or a term rate setting in advance like LIBOR. You have questions, we have answers.



\*\* Futures indicative prices supplied for analytics purposes only. Rates are not intended as a real-time offer to buy or sell.

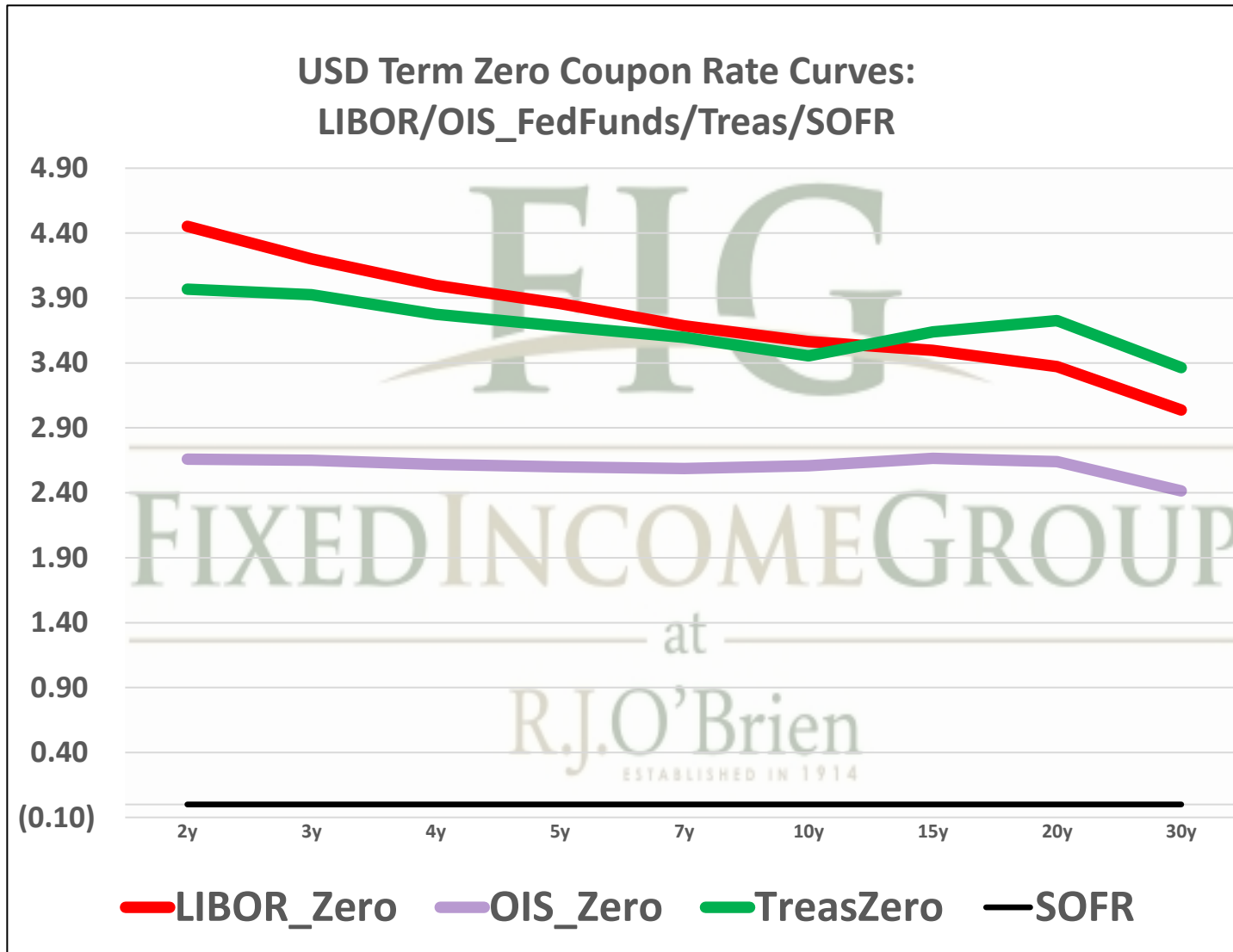
Term SOFR from 1-day Returns							
3.03609%	3.48157%	3.91552%	4.14433%	4.29197%	4.38130%	4.33579%	4.17688%
1.00253008	1.008800642	1.019686342	1.03142782	1.043515855	1.066571404	1.088040714	1.1271629
1mo	3mo	6mo	9mo	12mo	18mo	24mo	36mo
9/22/2022	9/22/2022	9/22/2022	9/22/2022	9/22/2022	9/22/2022	9/22/2022	9/22/2022
10/21/2022	12/21/2022	3/21/2023	6/21/2023	9/21/2023	3/21/2024	9/21/2024	9/21/2025
30	91	181	273	365	547	731	1096
AMERIBOR 30T Term Curve							
2.65713%	3.33187%	3.92358%	4.21418%	4.36054%	4.16389%	3.96327%	#VALUE!
1.00227138	1.008542118	1.019858326	1.03209208	1.044342601	1.063364456	1.080586464	#VALUE!
1mo	3mo	6mo	9mo	12mo	18mo	24mo	36mo
9/22/2022	9/22/2022	9/22/2022	9/22/2022	9/22/2022	9/22/2022	9/22/2022	9/22/2022
10/22/2022	12/22/2022	3/22/2023	6/22/2023	9/22/2023	3/22/2024	9/22/2024	9/22/2025
30	91	181	273	365	547	731	1096

For more information on the Libor replacement, contact: Rocco Chierici: 312-373-5439 SVP the Fixed Income Group at I  
Corrine Baynes: 800-367-3349 VP the Fixed Income Group at R.

The risk of loss in trading futures and/or options is substantial, and each investor and/or trader must consider whether this is a suitable investment.

See our full disclaimer at [www.rjobrien.com](http://www.rjobrien.com). Copyright © 2022 RJO FIG

# THE STIR CURVE: Distributed by The Fixed Income Group at RJ O'Brien



**\*\* Futures indicative prices supplied for analytics purposes only. Rates are not intended as a real-time offer to buy or sell.**

The risk of loss in trading futures and/or options is substantial, and each investor and/or trader must consider whether this is a suitable investment.

See our full disclaimer at [www.rjobrien.com](http://www.rjobrien.com). Copyright © 2022 RJO FIG

# THE STIR CURVE: Distributed by The Fixed Income Group at RJ O'Brien

9/22/2022 7:01

ct

RJO  
IO

The risk of loss in trading futures and/or options is substantial, and each investor and/or trader must consider whether this is a suitable investment.  
See our full disclaimer at [www.rjobrien.com](http://www.rjobrien.com). Copyright © 2022 RJO FIG

# **THE STIR CURVE: Distributed by The Fixed Income Group at RJ O'Brien**

The risk of loss in trading futures and/or options is substantial, and each investor and/or trader must consider whether this is a suitable investment.  
See our full disclaimer at [www.rjobrien.com](http://www.rjobrien.com). Copyright © 2022 RJO FIG