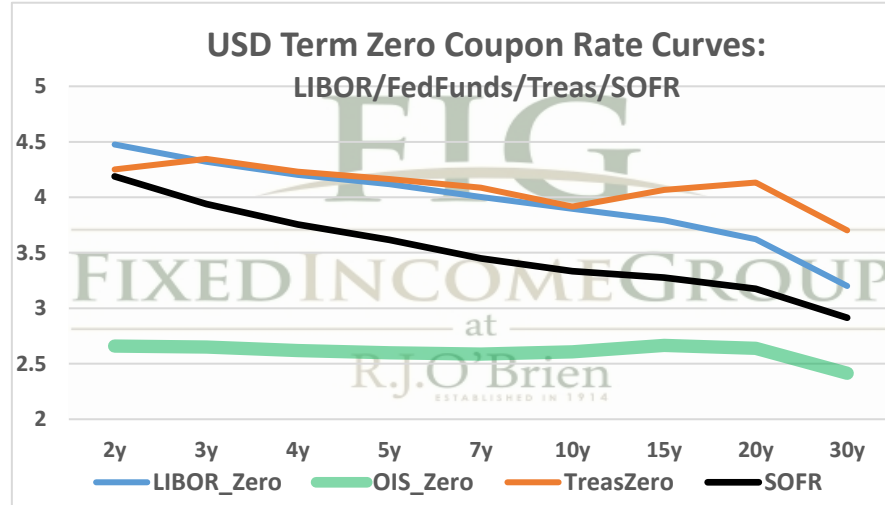
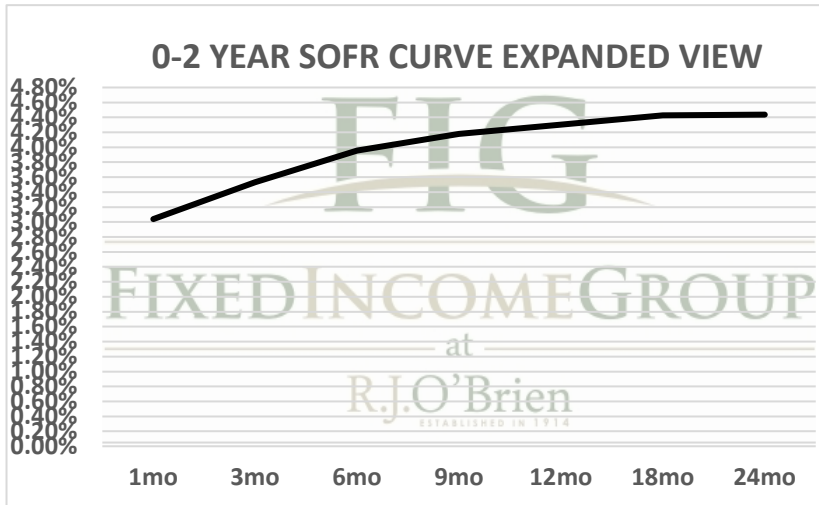


THE STIR CURVE: Distributed by The Fixed Income Group at RJ O'Brien

Making the change from LIBOR to a new reference rate is not an insignificant exercise. It will take planning and changes to processes and systems. Sonia and SOFR appear likely to offer a few options for users: compounded, setting in arrears (currently used in OIS markets) or a term rate setting in advance like LIBOR. You have questions, we have answers.



** Futures indicative prices supplied for analytics purposes only. Rates are not intended as a real-time offer to buy or sell.

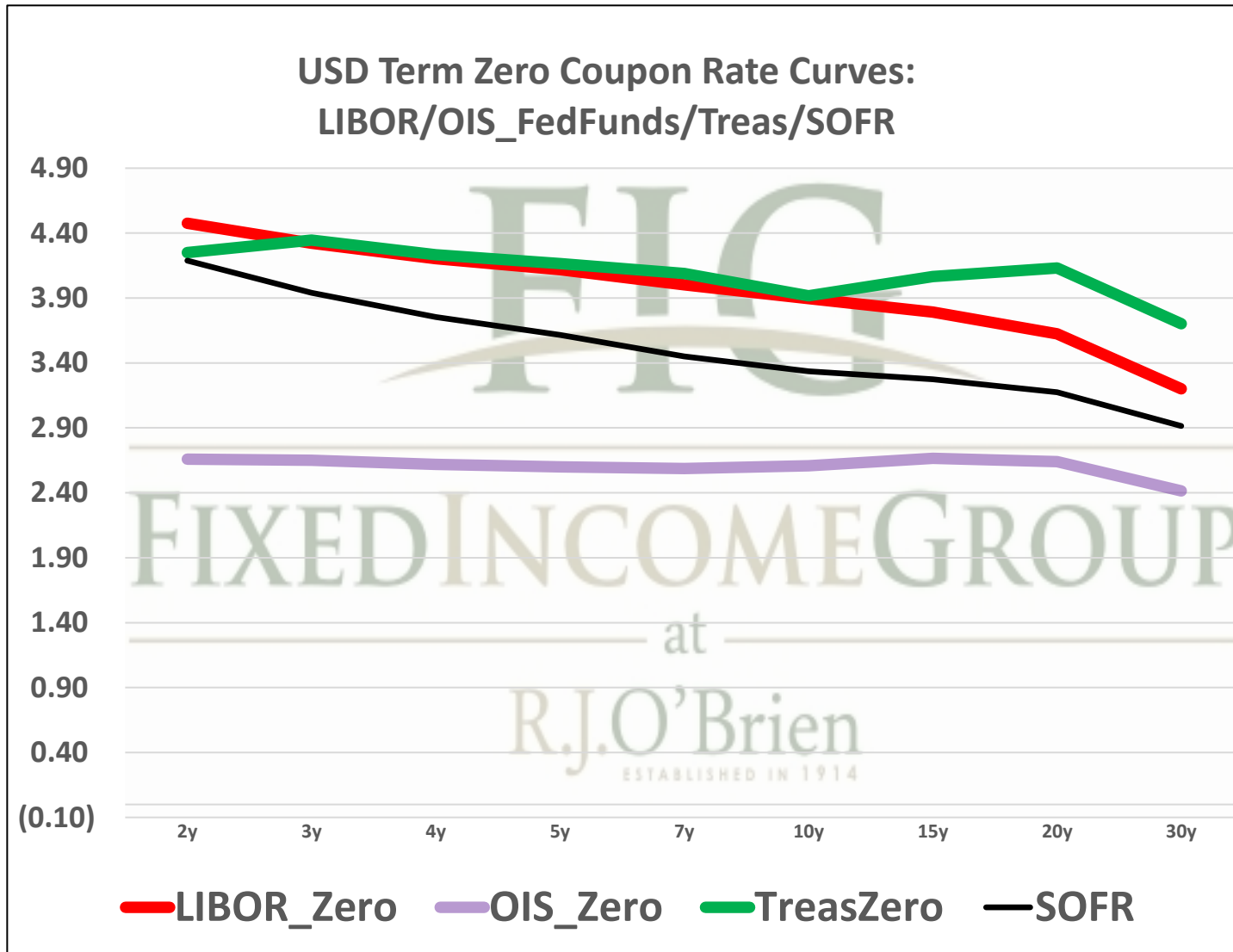
Term SOFR from 1-day Returns							
3.03935%	3.53089%	3.95542%	4.17916%	4.30461%	4.42821%	4.43688%	4.37123%
1.0025328	1.008925306	1.019886994	1.03169199	1.043643974	1.067284222	1.090093264	1.133079816
1mo	3mo	6mo	9mo	12mo	18mo	24mo	36mo
9/27/2022	9/27/2022	9/27/2022	9/27/2022	9/27/2022	9/27/2022	9/27/2022	9/27/2022
10/26/2022	12/26/2022	3/26/2023	6/26/2023	9/26/2023	3/26/2024	9/26/2024	9/26/2025
30	91	181	273	365	547	731	1096
AMERIBOR 30T Term Curve							
3.14175%	3.07663%	3.36238%	3.92502%	4.20170%	4.35117%	4.15728%	3.95884%
1.0022492	1.008499353	1.01973414	1.0318629	1.044116024	1.063167593	1.080386412	1.111447653
1mo	3mo	6mo	9mo	12mo	18mo	24mo	36mo
9/22/2022	9/22/2022	9/22/2022	9/22/2022	9/22/2022	9/22/2022	9/22/2022	9/22/2022
10/22/2022	12/22/2022	3/22/2023	6/22/2023	9/22/2023	3/22/2024	9/22/2024	9/22/2025
30	91	181	273	365	547	731	1096

For more information on the Libor replacement, contact: Rocco Chierici: 312-373-5439 SVP the Fixed Income Group at I
Corrine Baynes: 800-367-3349 VP the Fixed Income Group at R.

The risk of loss in trading futures and/or options is substantial, and each investor and/or trader must consider whether this is a suitable investment.

See our full disclaimer at www.rjobrien.com. Copyright © 2022 RJO FIG

THE STIR CURVE: Distributed by The Fixed Income Group at RJ O'Brien



**** Futures indicative prices supplied for analytics purposes only. Rates are not intended as a real-time offer to buy or sell.**

The risk of loss in trading futures and/or options is substantial, and each investor and/or trader must consider whether this is a suitable investment.

See our full disclaimer at www.rjobrien.com. Copyright © 2022 RJO FIG

THE STIR CURVE: Distributed by The Fixed Income Group at RJ O'Brien

9/28/2022 6:44

ct

RJO
IO

The risk of loss in trading futures and/or options is substantial, and each investor and/or trader must consider whether this is a suitable investment.
See our full disclaimer at www.rjobrien.com. Copyright © 2022 RJO FIG

THE STIR CURVE: Distributed by The Fixed Income Group at RJ O'Brien

The risk of loss in trading futures and/or options is substantial, and each investor and/or trader must consider whether this is a suitable investment.
See our full disclaimer at www.rjobrien.com. Copyright © 2022 RJO FIG