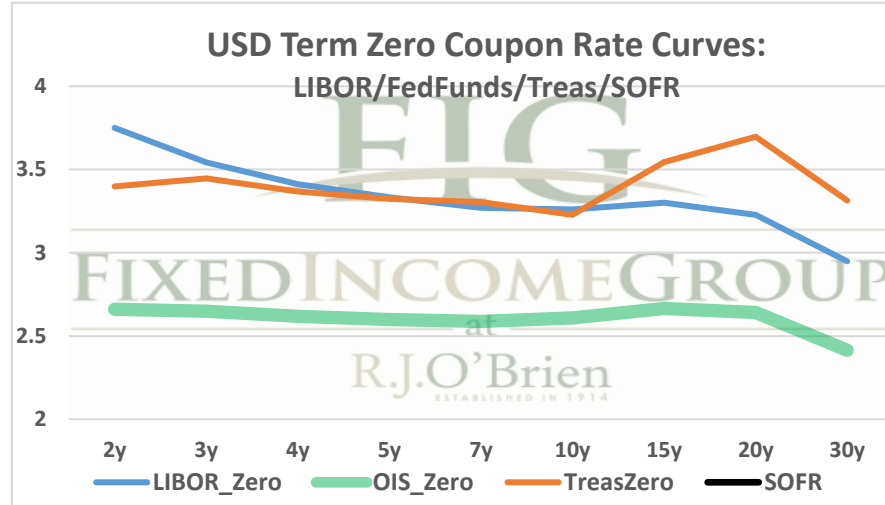
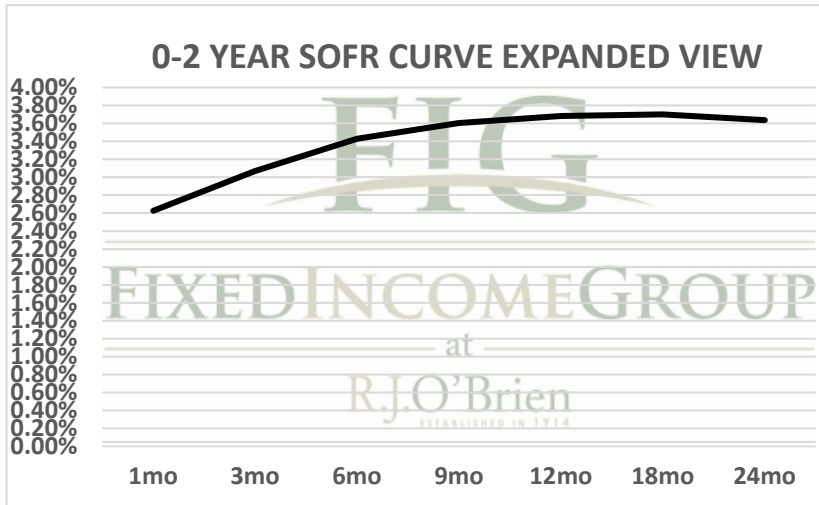


# THE STIR CURVE: Distributed by The Fixed Income Group at RJ O'Brien

Making the change from LIBOR to a new reference rate is not an insignificant exercise. It will take planning and changes to processes and systems. Sonia and SOFR appear likely to offer a few options for users: compounded, setting in arrears (currently used in OIS markets) or a term rate setting in advance like LIBOR. You have questions, we have answers.



\*\* Futures indicative prices supplied for analytics purposes only. Rates are not intended as a real-time offer to buy or sell.

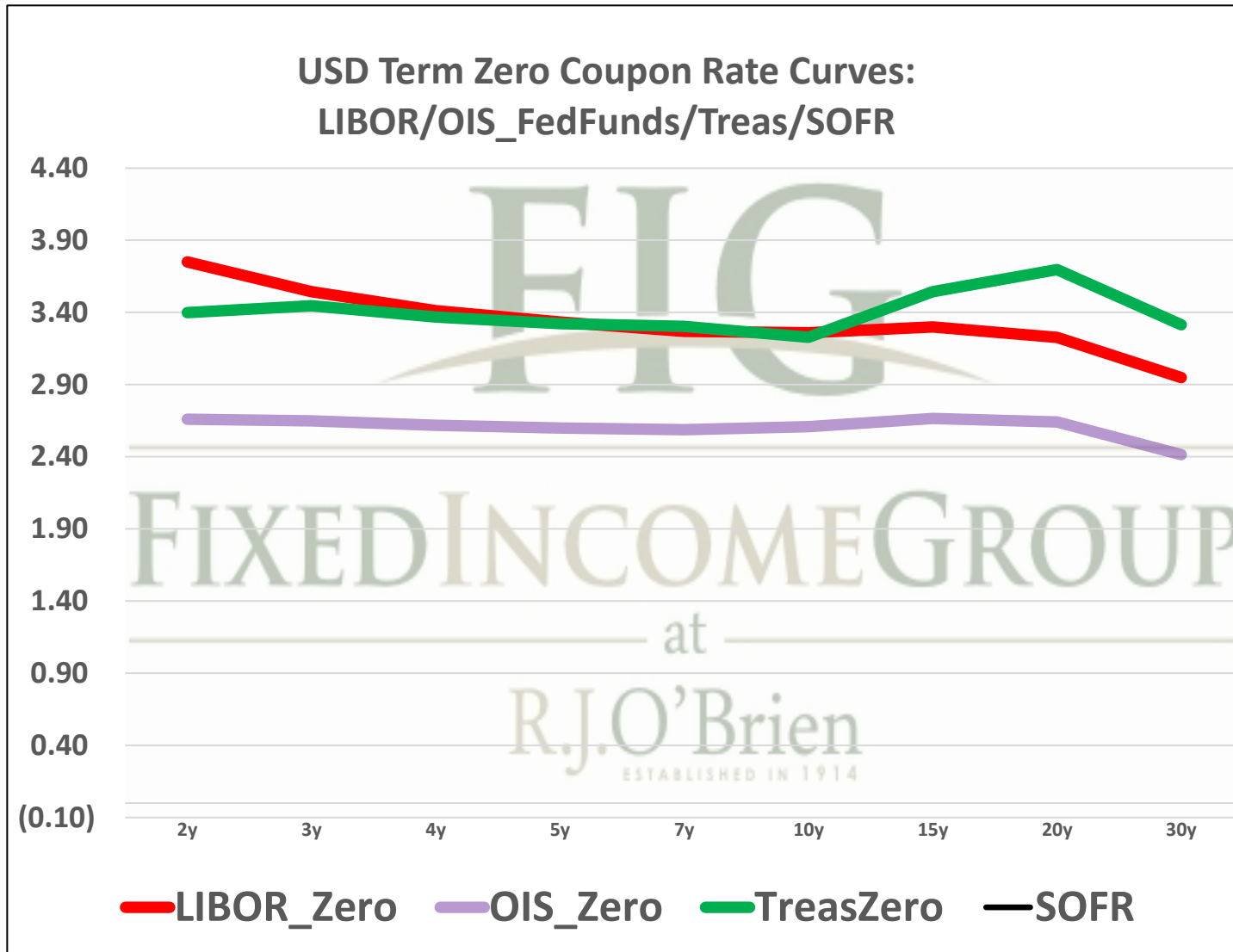
Term SOFR from 1-day Returns							
2.62617%	3.06987%	3.42832%	3.60415%	3.68370%	3.69995%	3.63436%	3.50558%
1.00218847	1.00775994	1.017236828	1.02733146	1.037348645	1.056218624	1.073797771	1.106725475
1mo	3mo	6mo	9mo	12mo	18mo	24mo	36mo
9/7/2022	9/7/2022	9/7/2022	9/7/2022	9/7/2022	9/7/2022	9/7/2022	9/7/2022
10/6/2022	12/6/2022	3/6/2023	6/6/2023	9/6/2023	3/6/2024	9/6/2024	9/6/2025
30	91	181	273	365	547	731	1096
AMERIBOR 30T Term Curve							
2.62083%	3.08090%	3.51318%	3.70680%	3.79432%	3.76327%	3.66468%	3.48551%
1.00180264	1.00727763	1.017098081	1.02754361	1.037914603	1.056693311	1.073969767	1.105689086
1mo	3mo	6mo	9mo	12mo	18mo	24mo	36mo
9/2/2022	9/2/2022	9/2/2022	9/2/2022	9/2/2022	9/2/2022	9/2/2022	9/2/2022
10/2/2022	12/2/2022	3/2/2023	6/2/2023	9/2/2023	3/2/2024	9/2/2024	9/2/2025
30	91	181	273	365	547	731	1096

For more information on the Libor replacement, contact: Rocco Chierici: 312-373-5439 SVP the Fixed Income Group at I  
Corrine Baynes: 800-367-3349 VP the Fixed Income Group at R.

The risk of loss in trading futures and/or options is substantial, and each investor and/or trader must consider whether this is a suitable investment.

See our full disclaimer at [www.rjobrien.com](http://www.rjobrien.com). Copyright © 2022 RJO FIG

# THE STIR CURVE: Distributed by The Fixed Income Group at RJ O'Brien



**\*\* Futures indicative prices supplied for analytics purposes only. Rates are not intended as a real-time offer to buy or sell.**

The risk of loss in trading futures and/or options is substantial, and each investor and/or trader must consider whether this is a suitable investment.

See our full disclaimer at [www.rjobrien.com](http://www.rjobrien.com). Copyright © 2022 RJO FIG

# THE STIR CURVE: Distributed by The Fixed Income Group at RJ O'Brien

9/8/2022 6:59

ct

RJO  
IO

The risk of loss in trading futures and/or options is substantial, and each investor and/or trader must consider whether this is a suitable investment.  
See our full disclaimer at [www.rjobrien.com](http://www.rjobrien.com). Copyright © 2022 RJO FIG

# **THE STIR CURVE: Distributed by The Fixed Income Group at RJ O'Brien**

The risk of loss in trading futures and/or options is substantial, and each investor and/or trader must consider whether this is a suitable investment.  
See our full disclaimer at [www.rjobrien.com](http://www.rjobrien.com). Copyright © 2022 RJO FIG