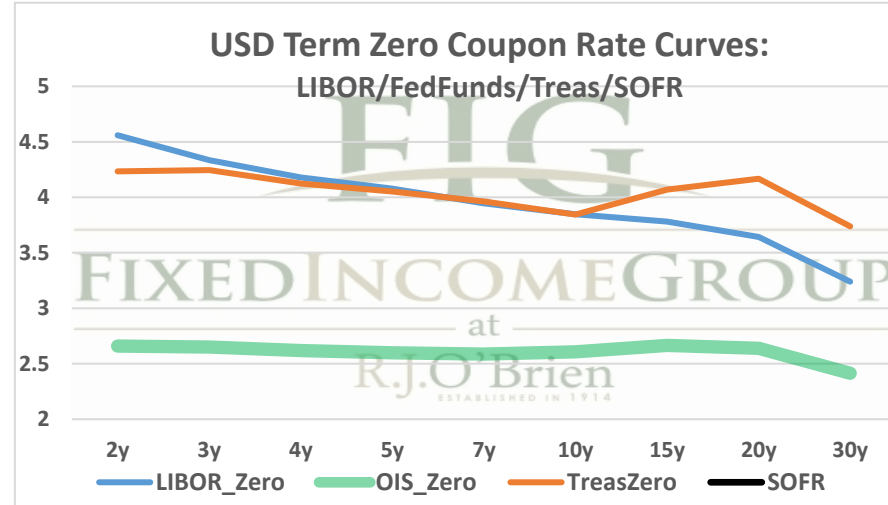
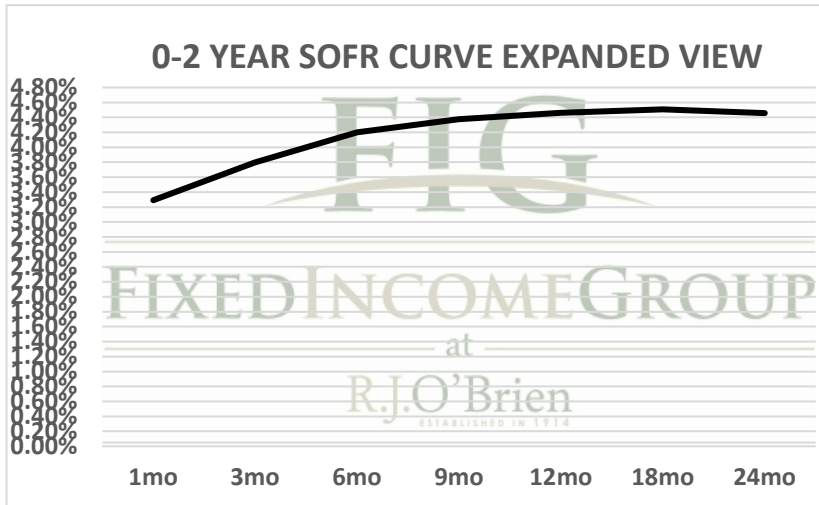


THE STIR CURVE: Distributed by The Fixed Income Group at RJ O'Brien

Making the change from LIBOR to a new reference rate is not an insignificant exercise. It will take planning and changes to processes and systems. Sonia and SOFR appear likely to offer a few options for users: compounded, setting in arrears (currently used in OIS markets) or a term rate setting in advance like LIBOR. You have questions, we have answers.



** Futures indicative prices supplied for analytics purposes only. Rates are not intended as a real-time offer to buy or sell.

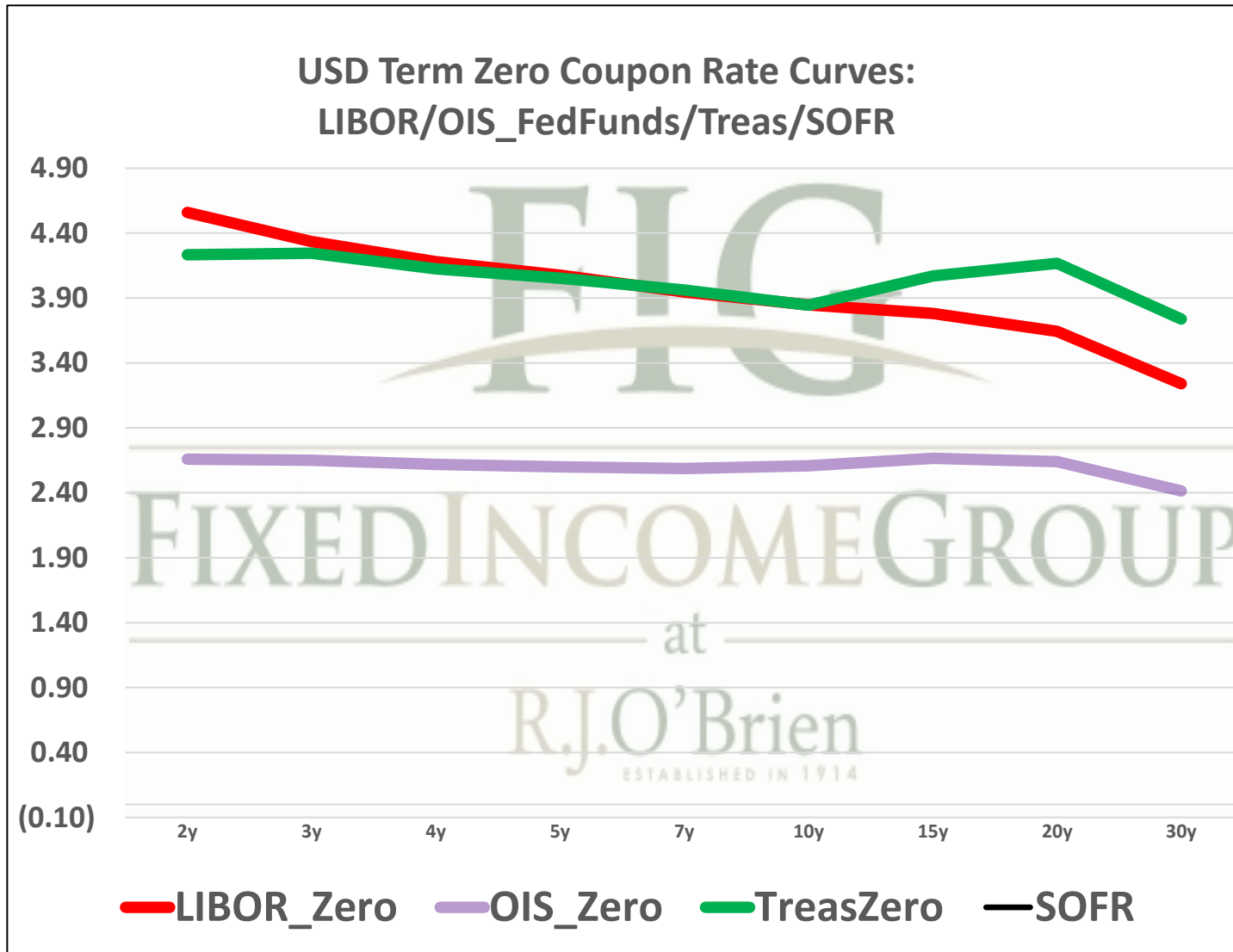
Term SOFR from 1-day Returns							
3.29180%	3.79713%	4.19993%	4.37506%	4.46267%	4.50722%	4.45802%	4.33672%
1.00283461	1.009703776	1.021232989	1.03317751	1.045246501	1.06860986	1.090522644	1.132029069
1mo	3mo	6mo	9mo	12mo	18mo	24mo	36mo
10/12/2022	10/12/2022	10/12/2022	10/12/2022	10/12/2022	10/12/2022	10/12/2022	10/12/2022
11/11/2022	1/11/2023	4/11/2023	7/11/2023	10/11/2023	4/11/2024	10/11/2024	10/11/2025
31	92	182	273	365	548	731	1096
AMERIBOR 30T Term Curve							
3.24870%	3.82337%	4.27379%	4.47409%	4.56486%	4.24696%	4.02175%	#VALUE!
1.00207424	1.008791865	1.020528232	1.03283849	1.045210891	1.063919261	1.080961445	#VALUE!
1mo	3mo	6mo	9mo	12mo	18mo	24mo	36mo
10/4/2022	10/4/2022	10/4/2022	10/4/2022	10/4/2022	10/4/2022	10/4/2022	10/4/2022
11/4/2022	1/4/2023	4/4/2023	7/4/2023	10/4/2023	4/4/2024	10/4/2024	10/4/2025
31	92	182	273	365	548	731	1096

For more information on the Libor replacement, contact: Rocco Chierici: 312-373-5439 SVP the Fixed Income Group at I
Corrine Baynes: 800-367-3349 VP the Fixed Income Group at R.

The risk of loss in trading futures and/or options is substantial, and each investor and/or trader must consider whether this is a suitable investment.

See our full disclaimer at www.rjobrien.com. Copyright © 2022 RJO FIG

THE STIR CURVE: Distributed by The Fixed Income Group at RJ O'Brien



** Futures indicative prices supplied for analytics purposes only. Rates are not intended as a real-time offer to buy or sell.

The risk of loss in trading futures and/or options is substantial, and each investor and/or trader must consider whether this is a suitable investment.

See our full disclaimer at www.rjobrien.com. Copyright © 2022 RJO FIG

THE STIR CURVE: Distributed by The Fixed Income Group at RJ O'Brien

10/13/2022 6:25

ct

RJO
IO

The risk of loss in trading futures and/or options is substantial, and each investor and/or trader must consider whether this is a suitable investment.
See our full disclaimer at www.rjobrien.com. Copyright © 2022 RJO FIG

THE STIR CURVE: Distributed by The Fixed Income Group at RJ O'Brien

The risk of loss in trading futures and/or options is substantial, and each investor and/or trader must consider whether this is a suitable investment.
See our full disclaimer at www.rjobrien.com. Copyright © 2022 RJO FIG