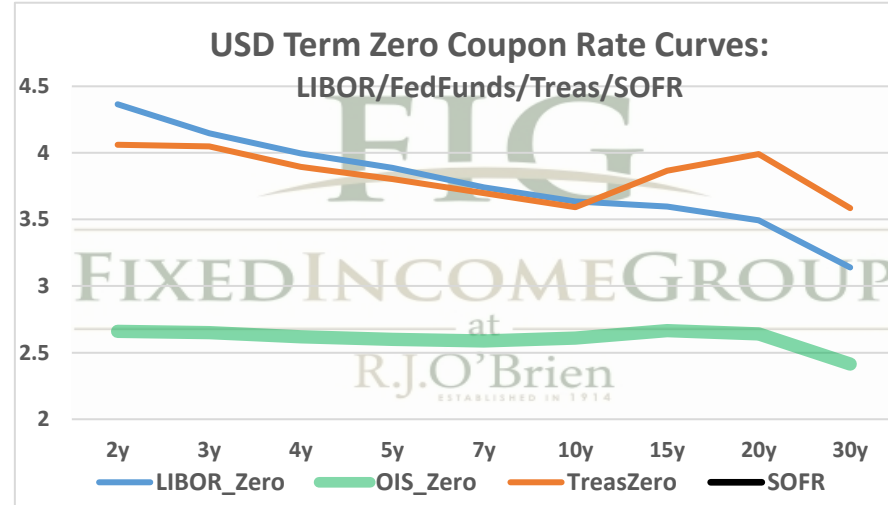
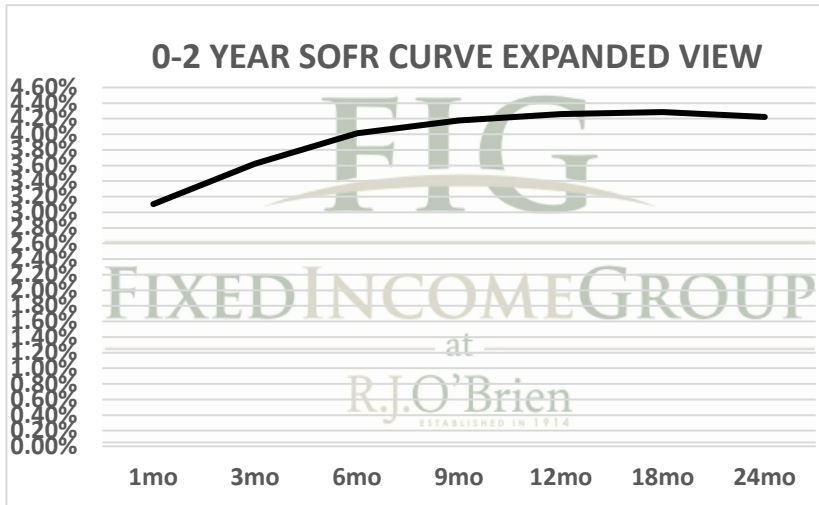


THE STIR CURVE: Distributed by The Fixed Income Group at RJ O'Brien

Making the change from LIBOR to a new reference rate is not an insignificant exercise. It will take planning and changes to processes and systems. Sonia and SOFR appear likely to offer a few options for users: compounded, setting in arrears (currently used in OIS markets) or a term rate setting in advance like LIBOR. You have questions, we have answers.



** Futures indicative prices supplied for analytics purposes only. Rates are not intended as a real-time offer to buy or sell.

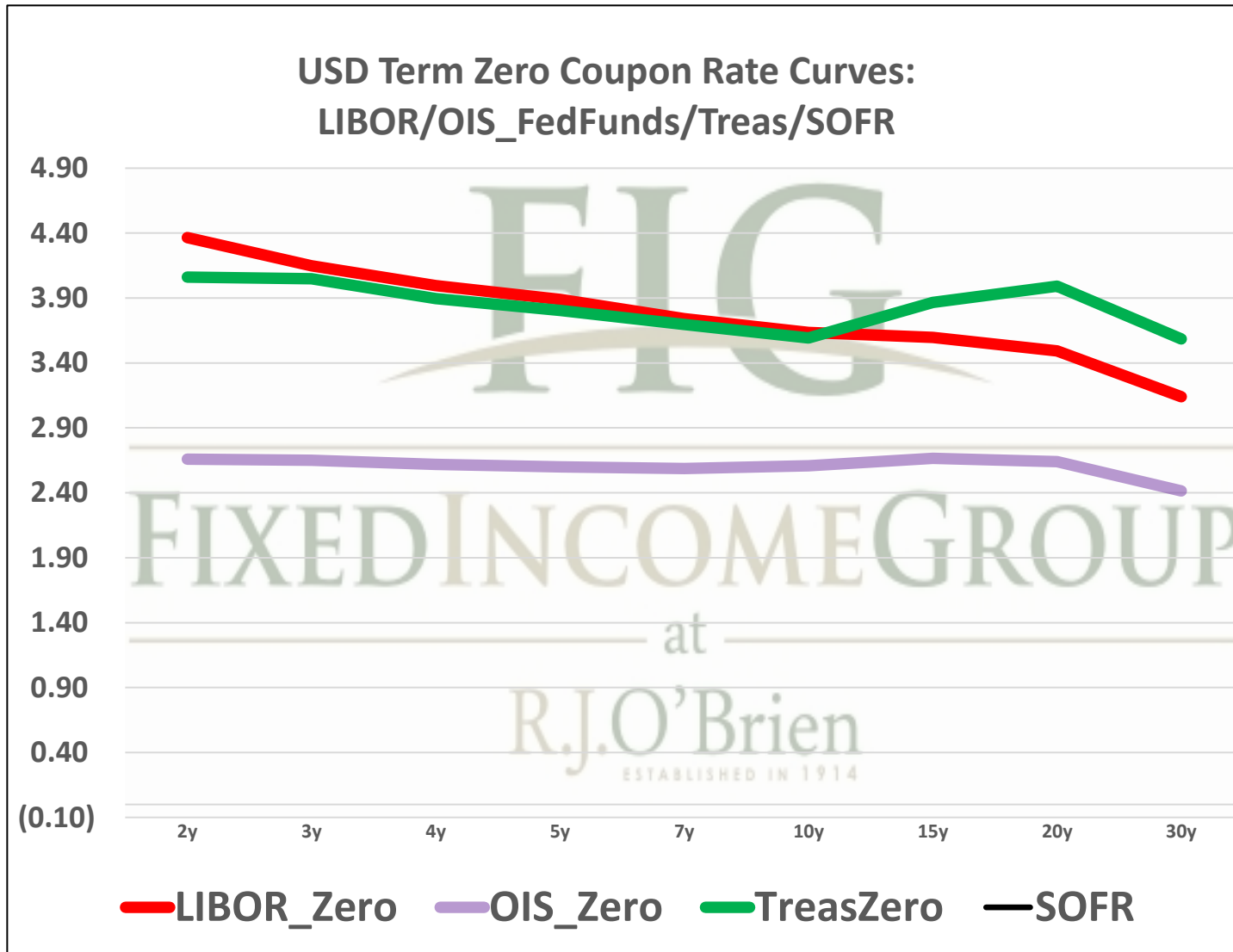
Term SOFR from 1-day Returns							
3.10469%	3.62491%	4.01105%	4.17880%	4.25771%	4.28487%	4.22168%	4.07201%
1.00267348	1.009263667	1.02027808	1.03168924	1.043168433	1.065225224	1.08572354	1.123970087
1mo	3mo	6mo	9mo	12mo	18mo	24mo	36mo
10/4/2022	10/4/2022	10/4/2022	10/4/2022	10/4/2022	10/4/2022	10/4/2022	10/4/2022
11/3/2022	1/3/2023	4/3/2023	7/3/2023	10/3/2023	4/3/2024	10/3/2024	10/3/2025
31	92	182	273	365	548	731	1096
AMERIBOR 30T Term Curve							
3.24234%	3.69076%	4.11594%	4.30309%	4.38601%	4.14507%	3.94413%	#VALUE!
1.0027913	1.009431939	1.020808356	1.03263175	1.044469264	1.06309719	1.080126207	#VALUE!
1mo	3mo	6mo	9mo	12mo	18mo	24mo	36mo
10/4/2022	10/4/2022	10/4/2022	10/4/2022	10/4/2022	10/4/2022	10/4/2022	10/4/2022
11/4/2022	1/4/2023	4/4/2023	7/4/2023	10/4/2023	4/4/2024	10/4/2024	10/4/2025
31	92	182	273	365	548	731	1096

For more information on the Libor replacement, contact: Rocco Chierici: 312-373-5439 SVP the Fixed Income Group at I
Corrine Baynes: 800-367-3349 VP the Fixed Income Group at R.

The risk of loss in trading futures and/or options is substantial, and each investor and/or trader must consider whether this is a suitable investment.

See our full disclaimer at www.rjobrien.com. Copyright © 2022 RJO FIG

THE STIR CURVE: Distributed by The Fixed Income Group at RJ O'Brien



**** Futures indicative prices supplied for analytics purposes only. Rates are not intended as a real-time offer to buy or sell.**

The risk of loss in trading futures and/or options is substantial, and each investor and/or trader must consider whether this is a suitable investment.

See our full disclaimer at www.rjobrien.com. Copyright © 2022 RJO FIG

THE STIR CURVE: Distributed by The Fixed Income Group at RJ O'Brien

10/5/2022 7:01

ct

RJO
IO

The risk of loss in trading futures and/or options is substantial, and each investor and/or trader must consider whether this is a suitable investment.
See our full disclaimer at www.rjobrien.com. Copyright © 2022 RJO FIG

THE STIR CURVE: Distributed by The Fixed Income Group at RJ O'Brien

The risk of loss in trading futures and/or options is substantial, and each investor and/or trader must consider whether this is a suitable investment.
See our full disclaimer at www.rjobrien.com. Copyright © 2022 RJO FIG